

# KIDStory<sup>®</sup>

A PROGRAM OF KIDS AROUND THE WORLD

## YEAR C

"Generation after generation stands in awe of (God's) work; each one tells stories of your mighty acts." Psalm 145:4 (MSG)



Unless otherwise indicated, all Scripture quotations are from The Holy Bible, New Century Version®. Copyright © 2005 by Thomas Nelson, Inc. Used by permission. All rights reserved.

©Kids Around the World 2016

[katw.net](http://katw.net)

# Welcome to KIDStory & KIDStory Clubs

*Generation after generation stands in awe of (God's) work; each one tells stories of Your mighty acts.* Psalm 145:4 (MSG)

We are so glad you have decided to reach and disciple children in your community. The materials and lessons in this manual are part of a strategy called KIDStory which equips leaders to create environments where more kids can walk in the love of Jesus. We believe what you will discover here will revolutionize the way you teach from the Bible, and through His Word and Spirit, your life will be transformed as well. Children will become eye-witnesses and active participants in God's Story and not just be distant observers. KIDStory relies on Jesus' method of teaching: telling stories, interactive experiences and meaningful discussions.

These strategies are fun to learn, and they are easy to use and share with others. Leaders are taught to listen rather than lecture ... listen to the Holy Spirit and the responses of the children, then encourage the children to also listen and be obedient to God's voice. The questions and interactions posed by the leaders are not just to learn information, but to facilitate Holy Spirit transformation of the heart and mind. KIDStory is about God transforming a life, a family and ultimately a community through His Story and His Spirit.

## CORE ESSENTIALS

There are certain things you will find in every aspect of KIDStory, whether you are training leaders or leading a group of children. We want to create environments where children learn: who God is, who they are (their purpose and value) and how to have a relationship with Jesus that is real and personal. We believe these things will happen when the following core essentials are practiced:

- **Bible Centered:** The core of every lesson, both in teaching children and training leaders, is the Bible Story. Everything continually keeps coming back to the story and discovering who God is and how to follow Him.
- **Fun:** We want these truths to stick and become a part of a child's everyday life. In order for this to happen and to engage a child, it needs to be fun. When there is fun and laughter, children will want to be involved, come back and bring their friends with them.
- **Reproducing:** KIDStory is simple and practical. Leaders can show others how to use this strategy and the kids can retell the Bible Stories to family and friends.
- **Relational:** Of all the things that draw children closest to Jesus, significant relationships are by far the most critical thing needed. It's not just about teaching a lesson, but it's getting to know the children and what is stirring in their hearts and souls.
- **Spirit-led:** Jesus promised that the Holy Spirit would be the One to reveal all the things that Jesus taught. The Holy Spirit is the One who transforms a life. We need to be listening and moving in directions the Holy Spirit leads us in.

# KIDStory Clubs

*... are environments where more kids are walking in the love of Jesus.*

**A KIDStory Club is a place where** children have fun and are free to share what they are learning and experiencing; a place where God's presence is very real and evident. Jesus created this kind of environment by welcoming, loving and blessing the children. It's here that children are not just learning from a book, but through relationships. It's where they feel safe and are known and accepted and do likewise for others. KIDStory Clubs are also a safe place for parents and leaders to learn and grow in how to lead children spiritually – a place where people are consistently equipped and encouraged.

**A KIDStory Club can meet** wherever and whenever is most convenient and leaders can even give it their own name. What makes a KIDStory Club unique is the application of the 5 Core Essentials. In a KIDStory Club, the stories of the Bible are told in fun, creative ways, while being Biblically accurate. As important as it is to tell God's story, it is not enough. It's also about listening – listening to the Spirit and listening to a child reveal how the Spirit is stirring their heart.

**The methods used to tell and retell God's story are** coupled with engaging questions that allow the Holy Spirit to operate in the hearts of kids. It capitalizes on what children have heard and learned so that it becomes a discovery process, bringing about true life change. The questions posed by leaders are not just for retention but for transformation of the heart and mind, leading to real life application. Fostering this kind of environment provides leaders the opportunity to follow up on the things the Holy Spirit is teaching and revealing.

Before we get to the actual lessons, we want to briefly let you know the different elements of a KIDStory lesson and a KIDStory Club. The next 3 pages were created to outline and describe these different components - each one has a distinct purpose to engage the children in the Bible, with one another and with God Himself.

For more information about Kids Around the World, go to [katw.net](http://katw.net)

For more information specifically about KIDStory, go to [katw.net/kidstory](http://katw.net/kidstory)

So, Welcome!! We pray the Lord opens up many doors for you to impact children with God's transforming hope through the telling of His Story and the working of His Spirit.

# Lesson Format for KIDStory

---

## Opening:

- Choose a question or activity where children can share a personal story.
- The answer should generate an emotion from the children.
- Ask a question that needs an answer more than “Yes” or “No.”

## Background:

- Define words or explain geographical locations and cultural differences the children may not know.
- Explain important events that happened before today’s story.
- Review important concepts from the previous story if applicable.

## Tell the Story:

- Break down story into 4 or 5 “chapters.”
- Involve the children in the story.
- Use dramatic elements that would make the story more engaging and interactive. Use visual objects to show the group if possible.
- Keep the length of the story appropriate for the children to learn so they can tell others.

## Retell:

- Have children use their Bibles to read and retell the story.
- Choose a game or activity to engage the children.

## Discover & Response Questions:

- Pray about this lesson regarding where the Holy Spirit might lead the discussion.
- Use questions that engage the heart and not just the head.

The Opening doesn’t have to be directly tied to the Bible story but gets the children thinking in that direction.

You don’t want to stop during the story to explain words so make sure to go over them all in the Background time.

Tell the story just as it is in the Bible. Don’t add your own words or interpretations. Make it memorable but stay true to God’s Word. It is crucial that the children know that the story comes from the Bible and that it is true.

Make sure the children are being Biblically accurate when retelling the story.

Move the children from remembering facts in the story to what God is doing in their hearts and lives. We want the Spirit to speak to each person for the implication that will be for them specifically.

# Ideas for KIDStory Lessons

---

## **Tell the Story:**

- Use costumes or objects.
- Have children make sound effects (rubbing hands to make the sound of rain).
- Move around the room. Use lots of facial expressions.
- Tell the story in First Person (as though you were one of the characters in the story).

## **Retell:**

- Game: Musical Chairs. Person standing without a chair tells first part of story. Repeat until story is done.
- Art: Billboard. Design a roadside billboard to tell the story.
- Drama: Give children an object and see how many ways they can use it to tell the story.
- Music: Create a rap of the main events in the story.
- Writing: What's Next. Have the children write out what God wants them to do with what they heard in the story.

---

## **Discover & Response Questions:**

### **Head Questions (Facts)**

- What stood out in the story?
- Could you imagine being there? What did you hear/see/smell/feel?
- What is Jesus/God teaching them in this story?
- How did God/Jesus respond when...
- What have we learned about what God/Jesus is like?
- How are the characters alike or different in the story?

### **Hand Questions (Action)**

- What did you hear today that makes you think you ought to change your life?
- After hearing the story, how will you live differently?
- Who can you share this story with this week?
- How do you think God wants you to have a part in His story?

### **Heart Questions (Feelings)**

- What do you think was the most important part of today's story?
- What feelings did you have as you heard the story?
- What feelings did you have as you heard the story?
- What do you think was going on in \_\_\_\_\_'s heart and mind in this story?
- How do you feel about God/Jesus now?
- Why do you think God put this story in the Bible?

# Sample Format for KIDStory Clubs

---

## Welcome:

- Greet children and create an environment where they are welcomed
- Formal opening to the club time
- Prayer

## Games:

- Have fun!
- Children and leaders are engaged, where relationships are being built.
- Choose games where all the children can be involved.

## Large Group:

- *KidConnect*: Children gather in small groups with their leaders to share stories from the week which includes following up on previous decisions from answering the Hand Questions. The Opening could be done here or in the large group.
- Worship: Connecting with God.
- Background and creative telling of the Bible story.
- Story Review and possibly one Retell activity.

## Small Group:

- Retell the Bible Story using a variety of activities each week.
- Ask head, heart and hand questions.
- Close in prayer and give a blessing.

## Closing:

- Volunteer to retell the Bible story.
- Closing words, announcements, prayer.
- Greet parents.

The Welcome is a time to gather the children together, have them feel welcomed and get connected with the leader and their friends.

You want to create a safe environment where children are having fun, everyone is involved and want to invite their friends.

Discipleship continues as personal interaction can happen with the KidConnect time and following up on previous answers to Hand Questions. The Bible story is told in ways that children can imagine being there. There is community through small group interaction and connecting with God through worship and His Word.

This is a time to show love and care while discipling the children with God's Word and in response to the Spirit's leading.

Bring the club meeting to a close, creating enthusiasm to return with testimonies and friends.

# **KIDStory Lessons**

## **Year C**

- 1. God Creates Adam – Genesis 2:4-8**
- 2. Adam and Eve: Consequences of the Fall – Genesis 3:16-21**
- 3. Isaac has Twins, Jacob and Esau – Genesis 25:27-34**
- 4. Jacob Tricks his Father, Isaac – Genesis 27:18-27a**
- 5. Moses: God Provides Food in the Wilderness – Exodus 16:15b-24**
- 6. Moses: God Gives the Ten Commandments – Exodus 20:1-17**
- 7. God Calls Out to Samuel – 1 Samuel 3:1-10**
- 8. King Saul Disobeys God – 1 Samuel 15:17-23**
- 9. God Chooses David – 1 Samuel 16:6-13a**
- 10. David Defeats Goliath – 1 Samuel 17:40-50**
- 11. David Brings Back The Ark – 2 Samuel 6:1-5; 12b-15**
- 12. Solomon Asks for Wisdom – 1 Kings 3:5-14**
- 13. Elisha Helps a Poor Widow – 2 Kings 4:1-7**
- 14. Jesus’s Birth: Wise Men Bring Gifts – Matthew 2:8-12**
- 15. Jesus Resists Satan’s Temptations – Matthew 4:1-11**
- 16. Don’t be Anxious – Matthew 6:25-34**
- 17. Jesus: The Story of the Lost Son – Luke 15:11-24**
- 18. Jesus and Peter Walk on Water – Matthew 14:23-33**
- 19. Jesus Heals the Paralytic – Luke 5:17-26**
- 20. A Woman Anoints Jesus – Luke 7:36-50**
- 21. Peter Denies He Knows Jesus – Matthew 26:69-75**
- 22. The Fellowship of the First Believers – Acts 2:42-47**
- 23. Peter Heals a Lame Man – Acts 3:1-10**
- 24. Peter Released from Jail by an Angel – Acts 12:6-16**





# God Creates Adam (1)

## Genesis 2:4-8

### ① REVIEW

- This might be the first week with your group in the new year. Discover some things about each child. You might start by sharing some things about yourself. If you have time prior to this first class, put some objects in a box or bag that would help you tell your story; things that tell what you like and memories of when you were a child.

### ② OPENING

What is something special about you?

### ③ BACKGROUND →

### ④ TELL BIBLE STORY →

### ⑤ RETELL

**Story Review:** Go back through the Story by using questions, fill-ins and correcting wrong statements.

**Rope Game:** Get a piece of rope that is 15 feet long and tie the ends together. Have the children get in a circle with everyone holding on to the rope. Start moving the rope in one direction. When you say “STOP,” the person closest to the knot has to say the next part of the story. Continue doing this till the story is told.

### BACKGROUND

In the first book of the Bible, Genesis, it tells us how God created the different things we see in this world. The last thing God creates is man. In our short Bible Story today we will learn more details about how God created the man.

### BIBLE STORY

This is the story of the creation of the sky and the earth. When the LORD God first made the earth and the sky, there were still no plants on the earth. Nothing was growing in the fields because the LORD God had not yet made it rain on the land.

And there was no person to care for the ground, but a mist would rise up from the earth and water all the ground.

Then the LORD God took dust from the ground and formed a man from it. He breathed the breath of life into the man's nose, and the man became a living person. Then the LORD God planted a garden in the east, in a place called Eden, and put the man he had formed into it.

## ⑥ DISCOVERY QUESTIONS

- What did you like about today's Bible Story?
- What was different about how God created the first person?
- How are we the same as this first man? How are we different?
- How are you the same and different than the person next to you?
- What does this story tell us about people?
- Imagine you are the first person to be created and you are in the Garden of Eden. What would you like to do when you are there?

## ⑦ PERSONAL RESPONSE QUESTIONS

- What does this story tell us about God?
- What might God want you to do from what you learned today?

## BIBLE STORY (Continued)

---

## CLOSING BLESSING

Lord, thank you that you have made us so special. Bless these children with an understanding of how special they are in your eyes.



# God Creates Adam (2)

## Genesis 2:4-8

### ① REVIEW

- See if any of the children can retell the story from last week.
- Who retold last week's story to someone else? Let them share what happened.
- How did you respond to the Holy Spirit's leading from last week?

### ② OPENING

What is a special talent you have? How have you been able to use it?

### ③ BACKGROUND →

### ④ TELL BIBLE STORY →

### ⑤ RETELL

**Story Review:** Go back through the Story by using questions, fill-ins and correcting wrong statements.

**Musical Chairs:** Put enough chairs in a circle for each person in your group except one. The chairs should be facing out. Everyone gets to sit in the chair except the one person remaining. When the music starts, the children start walking in a clockwise direction around the chairs. When you stop the music, everyone needs to find a chair. The person remaining has to say the next part of the story. Continue doing this until the story is retold.

### BACKGROUND

God created everything. In the book of Psalms, in chapter 139, it says that God created each person fearfully and wonderfully. Let's see what is unique about how God created us.

### BIBLE STORY

This is the story of the creation of the sky and the earth. When the LORD God first made the earth and the sky, there were still no plants on the earth. Nothing was growing in the fields because the LORD God had not yet made it rain on the land.

And there was no person to care for the ground, but a mist would rise up from the earth and water all the ground.

Then the LORD God took dust from the ground and formed a man from it. He breathed the breath of life into the man's nose, and the man became a living person. Then the LORD God planted a garden in the east, in a place called Eden, and put the man he had formed into it.

## ⑥ DISCOVERY QUESTIONS

- Imagine being the first person God created. What do you think it was like when he first woke up and saw everything around him?
- As you were listening to the story, and you imagined being there, what did you see? Did you hear or smell anything?
- At this point, the man is by himself, no one else is there. How would you feel being all by yourself?
- What would be fun to do if it was just you and God?
- I wonder what it was like for God to have a man with Him in the garden.

## ⑦ PERSONAL RESPONSE QUESTIONS

- What might God want you to do with what you learned today?
- Who can you tell this story to this week?

## BIBLE STORY (Continued)

---

## CLOSING BLESSING

Lord, bless these children with an appreciation of how special you have made each of us – that no two people are alike and that is good in Your eyes.



# Adam and Eve: Consequences of the Fall (1)      Genesis 3:16-21

## ① REVIEW

- See if any of the children can retell previous stories told.
- Who retold any previous stories to someone else? Let them share what happened.
- How did you respond to the Holy Spirit's leading from previous weeks?

## ② OPENING

What is one rule that is really hard for you to obey?

## ③ BACKGROUND →

## ④ TELL BIBLE STORY →

## ⑤ RETELL

**Story Review:** Go back through the Story by using questions, fill-ins and correcting wrong statements.

**Partners:** Have the children get into smaller groups of 2 to 3 children. Each child will take a turn retelling the story. If someone gets stuck and can't remember the next part, the others in the group can help them.

## BACKGROUND

God has created this beautiful world for Adam and Eve to live in. They are allowed to do whatever they want, except one thing: do not eat the fruit from the tree of knowledge of good and evil. Satan comes and tempts them and they disobey what God has asked of them. What is going to happen to them? Let's find out.

## BIBLE STORY

Then God said to the woman, "I will cause you to have much trouble when you are pregnant, and when you give birth to children, you will have great pain. You will greatly desire your husband, but he will rule over you."

Then God said to the man, "You listened to what your wife said, and you ate fruit from the tree from which I commanded you not to eat. So I will put a curse on the ground, and you will have to work very hard for your food. In pain you will eat its food all the days of your life. The ground will produce thorns and weeds for you, and you will eat the plants of the field. You will sweat and work hard for your food.

Later you will return to the ground, because you were taken from it. You are dust, and when you die, you will return to the dust."

## ⑥ DISCOVERY QUESTIONS

- Normally we might ask what you like about the Bible story. For today, what did you not like about the story?
- What happened because of the choices that Adam and Eve made? What else could God have done when they disobeyed?
- What happens to you when you make wrong choices? What happens when you make good choices?
- How do you think Adam and Eve felt when they realized they had disobeyed God? How do you think God felt?
- What does this story tell us about people?

## ⑦ PERSONAL RESPONSE QUESTIONS

- What does this story tell us about God?
- What do you sense God wanting you to do with what you have learned today?

## BIBLE STORY (Continued)

The man named his wife Eve, because she was the mother of all the living. The Lord God made clothes from animal skins for the man and his wife and dressed them.

---

## CLOSING BLESSING

Lord, bless these children with a desire to do what is right in Your eyes.



# Adam and Eve: Consequences of the Fall (2)      Genesis 3:16-21

## ① REVIEW

- See if any of the children can retell previous stories told.
- Who retold any previous stories to someone else? Let them share what happened.
- How did you respond to the Holy Spirit's leading from previous weeks?

## ② OPENING

If you could eliminate one bad thing in our world, what would that be?

## ③ BACKGROUND →

## ④ TELL BIBLE STORY →

## ⑤ RETELL

**Story Review:** Go back through the Story by using questions, fill-ins and correcting wrong statements.

**Tingo Tingo Tango:** Have the children get into a circle. Pass an object around as you are saying "Tingo, Tingo, Tango." When you get to "Tango," whoever has the ball has to say the next part of the story. Vary the amount of time between the words so the children do not know who will be next.

## BACKGROUND

Why do so many bad things happen in our world? Where and when did it all begin? Let's hear and see how it all happened.

## BIBLE STORY

Then God said to the woman, "I will cause you to have much trouble when you are pregnant, and when you give birth to children, you will have great pain. You will greatly desire your husband, but he will rule over you."

Then God said to the man, "You listened to what your wife said, and you ate fruit from the tree from which I commanded you not to eat. So I will put a curse on the ground, and you will have to work very hard for your food. In pain you will eat its food all the days of your life. The ground will produce thorns and weeds for you, and you will eat the plants of the field. You will sweat and work hard for your food.

Later you will return to the ground, because you were taken from it. You are dust, and when you die, you will return to the dust."

## ⑥ DISCOVERY QUESTIONS

- What do you wish was different about today's story?
- What do you think Adam and Eve were feeling when God came to the Garden of Eden after they disobeyed Him?
- What surprises you in today's story?
- If that was me in the Garden, I would have \_\_\_\_\_ because I was feeling \_\_\_\_\_.

## ⑦ PERSONAL RESPONSE QUESTIONS

- What is important to God.
- After listening to today's Bible Story, God wants me to \_\_\_\_\_.

## BIBLE STORY (Continued)

The man named his wife Eve, because she was the mother of all the living. The Lord God made clothes from animal skins for the man and his wife and dressed them.

---

## CLOSING BLESSING

Lord, because of our sin, there is hurt and pain in the world. Thank you that there is a way of forgiveness because of how we have brought shame to You.





# Isaac has Twins, Jacob and Esau (1)

## Genesis 25:27-34

### ① REVIEW

- See if any of the children can retell previous stories told.
- Who retold any previous stories to someone else? Let them share what happened.
- How did you respond to the Holy Spirit's leading from previous weeks?

### ② OPENING

What is something special about your family?

### ③ BACKGROUND →

### ④ TELL BIBLE STORY →

### ⑤ RETELL

**Story Review:** Go back through the Story by using questions, fill-ins and correcting wrong statements.

**Story Parts:** Give each child a certain scene of the story for them to draw. Have the children put the story in order by the drawings that have been made. The children can then retell the story by using the pictures they have drawn.

### BACKGROUND

Adam and Eve had a family and their children had families who had families who had ... I think you get the idea. Some of you might remember the story of Abraham and Sarah having a son named Isaac. Isaac got married to Rebecca and they had twin boys whom they named Jacob and Esau. Esau was the oldest son and the custom during those days was that the oldest son would inherit just about everything when the father passed away. Things may turn out differently for this family!

### BIBLE STORY

When the boys grew up, Esau became a skilled hunter. He loved to be out in the fields. But Jacob was a quiet man and stayed among the tents. Isaac loved Esau because he hunted the wild animals that Isaac enjoyed eating. But Rebekah loved Jacob.

One day Jacob was boiling a pot of vegetable soup. Esau came in from hunting in the fields, weak from hunger. So Esau said to Jacob, "Let me eat some of that red soup, because I am weak with hunger." (That is why people call him Edom.)

But Jacob said, "You must sell me your rights as the firstborn son."

Esau said, "I am almost dead from hunger. If I die, all of my father's wealth will not help me."

## ⑥ DISCOVERY QUESTIONS

- What did you like about today's story?
- Can you share a time when you were really hungry and you would do anything to get something to eat?
- What choices did Jacob make? How about Esau? What other choices could they have made? What happened because of the choices they made?
- Are there good choices that people have made in your family? What happened because of it? How about bad ones?
- What choices do you need to make that will be good for your family?

## ⑦ PERSONAL RESPONSE QUESTIONS

- Which ones do you need to make which will please God?
- From what God showed you in this story, what do you feel you need to do?

## BIBLE STORY (Continued)

But Jacob said, "First, promise me that you will give it to me." So Esau made a promise to Jacob and sold his part of their father's wealth to Jacob. Then Jacob gave Esau bread and vegetable soup, and he ate and drank, and then left. So Esau showed how little he cared about his rights as the firstborn son.

---

## CLOSING BLESSING

Bless each child, Lord, with a desire to treat one another with kindness.



# Isaac has Twins, Jacob and Esau (2)

## Genesis 25:27-34

### ① REVIEW

- See if any of the children can retell previous stories told.
- Who retold any previous stories to someone else? Let them share what happened.
- How did you respond to the Holy Spirit's leading from previous weeks?

### ② OPENING

What makes your family different than other families you know?

### ③ BACKGROUND →

### ④ TELL BIBLE STORY →

### ⑤ RETELL

**Story Review:** Go back through the Story by using questions, fill-ins and correcting wrong statements.

**Hand Motions:** Go back through the Bible story and have the group come up with different hand motions that would help them remember each part of the story. Keep going back through the story adding more hand motions until the story is retold.

### BACKGROUND

During the time of Jacob and Esau, it was a special privilege to be the first-born son. One of those privileges was that you would receive the things your father owned and the money he had. It was one of the rights you had as a firstborn son. Esau was the firstborn son and would receive all these possessions when his father, Isaac, passed away.

### BIBLE STORY

When the boys grew up, Esau became a skilled hunter. He loved to be out in the fields. But Jacob was a quiet man and stayed among the tents. Isaac loved Esau because he hunted the wild animals that Isaac enjoyed eating. But Rebekah loved Jacob.

One day Jacob was boiling a pot of vegetable soup. Esau came in from hunting in the fields, weak from hunger. So Esau said to Jacob, "Let me eat some of that red soup, because I am weak with hunger." (That is why people call him Edom.)

But Jacob said, "You must sell me your rights as the firstborn son."

Esau said, "I am almost dead from hunger. If I die, all of my father's wealth will not help me."

## ⑥ DISCOVERY QUESTIONS

- Most of the time we ask what you like about the story. What did you not like about today's story?
- If you were Jacob, what would you have done? What would you have done if you were Esau?
- What is something that is part of your family that is really important to you and you would not want to give it away?
- I wonder why God created families.
- I wonder how God would want me to better treat those I live with.

## ⑦ PERSONAL RESPONSE QUESTIONS

- What does this story tell us about how we ought to treat one another?
- What do you sense the Holy Spirit is wanting you to do with what you learned today?

## BIBLE STORY (Continued)

But Jacob said, "First, promise me that you will give it to me." So Esau made a promise to Jacob and sold his part of their father's wealth to Jacob. Then Jacob gave Esau bread and vegetable soup, and he ate and drank, and then left. So Esau showed how little he cared about his rights as the firstborn son.

---

## CLOSING BLESSING

Bless each child with an understanding of the difference between right and wrong in Your eyes. May they desire to always do what is right.



# Jacob Tricks his Father, Isaac (1)

## Genesis 27:18-27a

### ① REVIEW

- See if any of the children can retell previous stories told.
- Who retold any previous stories to someone else? Let them share what happened.
- How did you respond to the Holy Spirit's leading from previous weeks?

### ② OPENING

Have you ever played a trick on someone in your family? What was it?

### ③ BACKGROUND →

### ④ TELL BIBLE STORY →

### ⑤ RETELL

**Story Review:** Go back through the Story by using questions, fill-ins and correcting wrong statements.

**Billboard:** Design a roadside billboard of the Bible story or how you see yourself connecting with it.

### BACKGROUND

Who remembers what the names of the two brothers we talked about in our last story? How did Jacob get the inheritance that was supposed to go to Esau? Another thing that the oldest son would receive from his father was a special blessing. So Esau should get these blessings from Isaac. Now you need to know that though Jacob and Esau are twins, they looked very different. Esau was very hairy and Jacob was not.

### BIBLE STORY

Jacob went in to his father and said, "Father."

And his father said, "Yes, my son. Who are you?"

Jacob said to him, "I am Esau, your first son. I have done what you told me. Now sit up and eat some meat of the animal I hunted for you. Then bless me."

But Isaac asked his son, "How did you find and kill the animal so quickly?"

Jacob answered, "Because the LORD your God helped me to find it."

Then Isaac said to Jacob, "Come near so I can touch you, my son. Then I will know if you are really my son Esau."

## ⑥ DISCOVERY QUESTIONS

- What were some things that you noticed in today's story?
- Are there some things that you noticed about today's story that were similar to other stories we have learned?
- What choices did Jacob make?
- I wonder why Jacob tricked his father and lied to him?
- What would happen in your family if you did that?
- Has someone ever tricked you before? What did it make you feel like?
- What would bring greater honor to your family and to God?
- What blessing would you want your father to give to you? What would it take for your father to give you a blessing?

## ⑦ PERSONAL RESPONSE QUESTIONS

- What blessings does God give to us?
- What does God want you to do with what He showed you today?

## BIBLE STORY (Continued)

So Jacob came near to Isaac his father. Isaac touched him and said, "Your voice sounds like Jacob's voice, but your hands are hairy like the hands of Esau." Isaac did not know it was Jacob, because his hands were hairy like Esau's hands, so Isaac blessed him. Isaac asked, "Are you really my son Esau?" Jacob answered, "Yes, I am."

Then Isaac said, "Bring me the food, and I will eat it and bless you." So Jacob gave him the food, and he ate. Jacob gave him wine, and he drank.

Then Isaac said to him, "My son, come near and kiss me." So Jacob went to his father and kissed him. When Isaac smelled Esau's clothes, he blessed him and said,

"The smell of my son is like the smell of the field that the LORD has blessed."

---

## CLOSING BLESSING

May you always desire to do what is right in God's eyes and bring honor to God in all you say and do.



# Jacob Tricks his Father, Isaac (2)

## Genesis 27:18-27a

### ① REVIEW

- See if any of the children can retell previous stories told.
- Who retold any previous stories to someone else? Let them share what happened.
- How did you respond to the Holy Spirit's leading from previous weeks?

### ② OPENING

What is the biggest argument you have had with someone in your family?

### ③ BACKGROUND →

### ④ TELL BIBLE STORY →

### ⑤ RETELL

**Story Review:** Go back through the Story by using questions, fill-ins and correcting wrong statements.

**Dice:** Each small group has one dice. The first person rolls the dice. If they get a "1" or "2" they can pass the dice to the next person and do not have to tell any part of the story. If they roll a "3" or "4" they have to tell the next part of the story. If they roll a "5" or "6" the dice goes back in reverse to the person who just had the dice and they have to tell the next part of the story.

### BACKGROUND

Isaac is very old and he could not see very well. He is about to die and he wants to give his blessing to his oldest son, Esau.

Rebecca, Isaac's wife and mom to Esau and Jacob, wants Jacob to receive the blessing. Remember that Esau was really hairy and Jacob was not. So Rebecca had Jacob put goat hair on his arm to trick Isaac into believing that Jacob was really Esau.

### BIBLE STORY

Jacob went in to his father and said, "Father."

And his father said, "Yes, my son. Who are you?"

Jacob said to him, "I am Esau, your first son. I have done what you told me. Now sit up and eat some meat of the animal I hunted for you. Then bless me."

But Isaac asked his son, "How did you find and kill the animal so quickly?"

Jacob answered, "Because the LORD your God helped me to find it."

Then Isaac said to Jacob, "Come near so I can touch you, my son. Then I will know if you are really my son Esau."

## ⑥ DISCOVERY QUESTIONS

- What did you like or not like about today's story?
- Have you ever really wanted something but you were not sure you could have it? What would you do to get it?
- Have you ever gotten something because you tricked someone or lied to that person? How did it make you feel? How do you think it made the other person feel?
- I wonder what God thinks about how Jacob treated his father and brother.
- How do your brothers and sisters treat you? How does it make you feel?

## ⑦ PERSONAL RESPONSE QUESTIONS

- What are you happy with that God has given you?
- From what you learned today, how might God want you to live differently to honor Him?

## BIBLE STORY (Continued)

So Jacob came near to Isaac his father. Isaac touched him and said, "Your voice sounds like Jacob's voice, but your hands are hairy like the hands of Esau." Isaac did not know it was Jacob, because his hands were hairy like Esau's hands, so Isaac blessed him. Isaac asked, "Are you really my son Esau?" Jacob answered, "Yes, I am."

Then Isaac said, "Bring me the food, and I will eat it and bless you." So Jacob gave him the food, and he ate. Jacob gave him wine, and he drank.

Then Isaac said to him, "My son, come near and kiss me." So Jacob went to his father and kissed him. When Isaac smelled Esau's clothes, he blessed him and said,

"The smell of my son is like the smell of the field that the LORD has blessed.

---

## CLOSING BLESSING

Lord, may you bless each child with contentment for all they have.





# Moses: God Provides Food in the Wilderness

(1)

Exodus 16:15b-24

## ① REVIEW

- See if any of the children can retell previous stories told.
- Who retold any previous stories to someone else? Let them share what happened.
- How did you respond to the Holy Spirit's leading from previous weeks?

## ② OPENING

If you could eat something over and over again, what would it be?

## ③ BACKGROUND →

## ④ TELL BIBLE STORY →

## ⑤ RETELL

**Story Review:** Go back through the Story by using questions, fill-ins and correcting wrong statements.

**Timing the Retell:** See if the group can retell the story in a specified amount of time.

## BACKGROUND

Jacob gets married and has many sons – one of them being Joseph. Joseph ends up becoming a ruler in Egypt and his family joins him there. But after that, the ruler of Egypt, the Pharaoh, makes the Jewish people his slaves and they cry out to God to save them. God raises up a man named Moses to help get the people free. Because of the things that God allows to happen, Pharaoh lets the people go. The people are walking through the wilderness but are grumbling and complaining because they don't have any food. How will God provide for all these people?

## BIBLE STORY

When the Israelites saw it, they asked each other, "What is it?" because they did not know what it was.

So Moses told them, "This is the bread the LORD has given you to eat. The LORD has commanded, 'Each one of you must gather what he needs, about two quarts for every person in your family.'"

So the people of Israel did this; some people gathered much, and some gathered little. Then they measured it. The person who gathered more did not have too much, nor did the person who gathered less have too little. Each person gathered just as much as he needed.

## ⑥ DISCOVERY QUESTIONS

- What did you imagine as the story was being told? Could you see yourself there? What would it have been like?
- How much food was each person going to get?
- I wonder what the manna looked like. What do you think it tasted like? What would you have wanted it to taste like?
- Is there something that maybe you have more of than what you need so you can share it with someone else? Who might God want you to share it with? How do you think you would feel if you shared something with someone?

## ⑦ PERSONAL RESPONSE QUESTIONS

- What does this story tell us about God?
- What is the Holy Spirit saying to you from what you learned today?

## BIBLE STORY (Continued)

Moses said to them, “Don’t keep any of it to eat the next day.” But some of the people did not listen to Moses and kept part of it to eat the next morning. It became full of worms and began to stink, so Moses was angry with those people.

Every morning each person gathered as much food as he needed, but when the sun became hot, it melted away.

On the sixth day the people gathered twice as much food—four quarts for every person.

When all the leaders of the community came and told this to Moses, he said to them, “This is what the LORD commanded, because tomorrow is the Sabbath, the LORD’s holy day of rest. Bake what you want to bake, and boil what you want to boil today. Save the rest of the food until tomorrow morning.”

So the people saved it until the next morning, as Moses had commanded, and none of it began to stink or have worms in it.

---

## CLOSING BLESSING

Lord, bless each child with a heart of thanksgiving for all that You have given us.



# Moses: God Provides Food in the Wilderness

(2)

Exodus 16:15b-24

## ① REVIEW

- See if any of the children can retell previous stories told.
- Who retold any previous stories to someone else? Let them share what happened.
- How did you respond to the Holy Spirit's leading from previous weeks?

## ② OPENING

What is something that would be really hard for your family to live without?

## ③ BACKGROUND →

## ④ TELL BIBLE STORY →

## ⑤ RETELL

**Story Review:** Go back through the Story by using questions, fill-ins and correcting wrong statements.

**Act it Out:** Assign different characters of the story to each of the children. Let them practice before actually acting out the story. See if there are one or two children who want to be the person telling the story while the other children act it out.

## BACKGROUND

God continually does miracles to help the Jewish people. But still they grumble and complain. Though they were slaves in Egypt, they complain that they would rather go back because they knew they would have food but now they don't know where it is going to come from.

## BIBLE STORY

When the Israelites saw it, they asked each other, "What is it?" because they did not know what it was.

So Moses told them, "This is the bread the LORD has given you to eat. The LORD has commanded, 'Each one of you must gather what he needs, about two quarts for every person in your family.'"

So the people of Israel did this; some people gathered much, and some gathered little. Then they measured it. The person who gathered more did not have too much, nor did the person who gathered less have too little. Each person gathered just as much as he needed.

## ⑥ DISCOVERY QUESTIONS

- What did you like about today's Bible story?
- How does God provide food for you and those you live with?
- There was something different about one of the days – can you remember what it was? I wonder why God made that day different?
- What choices did the people have?
- I wonder what choices God gives me.
- What does this story tell us about God?

## ⑦ PERSONAL RESPONSE QUESTIONS

- How might you live differently to honor God?
- What do you sense the Holy Spirit is telling you?

## BIBLE STORY (Continued)

Moses said to them, "Don't keep any of it to eat the next day." But some of the people did not listen to Moses and kept part of it to eat the next morning. It became full of worms and began to stink, so Moses was angry with those people.

Every morning each person gathered as much food as he needed, but when the sun became hot, it melted away.

On the sixth day the people gathered twice as much food—four quarts for every person.

When all the leaders of the community came and told this to Moses, he said to them, "This is what the LORD commanded, because tomorrow is the Sabbath, the LORD's holy day of rest. Bake what you want to bake, and boil what you want to boil today. Save the rest of the food until tomorrow morning."

So the people saved it until the next morning, as Moses had commanded, and none of it began to stink or have worms in it.

---

## CLOSING BLESSING

Lord, may each day we find something to say *thank you* for all you have given to us. You are a good God, a Father who takes care of us.



# Moses: God Gives the Ten Commandments (1)

Exodus 20:1-17

## ① REVIEW

- See if any of the children can retell previous stories told.
- Who retold any previous stories to someone else? Let them share what happened.
- How did you respond to the Holy Spirit's leading from previous weeks?

## ② OPENING

What is a hard rule for you to follow?

## ③ BACKGROUND →

## ④ TELL BIBLE STORY →

## ⑤ RETELL

**Story Review:** Go back through the Story by using questions, fill-ins and correcting wrong statements.

**Motions:** Use different motions to illustrate each segment of the story. You can assign one motion to each child or small group and they need to demonstrate their motion in the order in which it comes in the story.

## BACKGROUND

God provides all the food and water that the people need. But God knows they need some help in knowing how to follow Him, so He is about to give them some rules to follow.

## BIBLE STORY

Then God spoke all these words:

“I am the LORD your God, who brought you out of the land of Egypt where you were slaves. “You must not have any other gods except me.

“You must not make for yourselves an idol that looks like anything in the sky above or on the earth below or in the water below the land. You must not worship or serve any idol, because I, the LORD your God, am a jealous God. If you hate me, I will punish your children, and even your grandchildren and great-grandchildren. But I show kindness to thousands who love me and obey my commands.

“You must not use the name of the LORD your God thoughtlessly; the LORD will punish anyone who misuses his name.

## ⑥ DISCOVERY QUESTIONS

- How is this story different from previous stories we have learned?
- Which commands are easy to keep? Which ones might be harder for you?
- In what ways can you honor your mom and dad?
- How might we honor God and worship only Him?
- Do you know of other religions in your community? What gods do they worship?
- If you could write out some commands that you feel people should obey, what would they be?
- I wonder if I can be good enough to go to Heaven and be with God?

## ⑦ PERSONAL RESPONSE QUESTIONS

- What does this story tell us about who God is and what He desires?
- What is the Holy Spirit saying to you about what God wants you to do because of what you learned today?

## BIBLE STORY (Continued)

“Remember to keep the Sabbath holy. Work and get everything done during six days each week, but the seventh day is a day of rest to honor the LORD your God. On that day no one may do any work: not you, your son or daughter, your male or female slaves, your animals, or the foreigners living in your cities. The reason is that in six days the LORD made everything—the sky, the earth, the sea, and everything in them. On the seventh day he rested. So the LORD blessed the Sabbath day and made it holy.

“Honor your father and your mother so that you will live a long time in the land that the LORD your God is going to give you.

“You must not murder anyone.

“You must not be guilty of adultery.

“You must not steal.

“You must not tell lies about your neighbor.

“You must not want to take your neighbor’s house. You must not want his wife or his male or female slaves, or his ox or his donkey, or anything that belongs to your neighbor.”

---

## CLOSING BLESSING

Lord, bless each of us with a greater understanding and desire to do what pleases You.



# Moses: God Gives the Ten Commandments (2)

Exodus 20:1-17

## ① REVIEW

- See if any of the children can retell previous stories told.
- Who retold any previous stories to someone else? Let them share what happened.
- How did you respond to the Holy Spirit's leading from previous weeks?

## ② OPENING

Who is someone that you love very much?  
How do you show them that you love them?

## ③ BACKGROUND →

## ④ TELL BIBLE STORY →

## ⑤ RETELL

**Story Review:** Go back through the Story by using questions, fill-ins and correcting wrong statements.

**Story Parts:** Give each child a certain scene of the story for them to draw. Have the children put the story in order by the drawings that have been made. The children can then retell the story by using the pictures they have drawn.

## BACKGROUND

God has Moses come up to Mt Sinai to receive some special instructions from Him. These instructions will help the people to know God better and how to follow Him.

## BIBLE STORY

Then God spoke all these words:

"I am the LORD your God, who brought you out of the land of Egypt where you were slaves. "You must not have any other gods except me.

"You must not make for yourselves an idol that looks like anything in the sky above or on the earth below or in the water below the land. You must not worship or serve any idol, because I, the LORD your God, am a jealous God. If you hate me, I will punish your children, and even your grandchildren and great-grandchildren. But I show kindness to thousands who love me and obey my commands.

"You must not use the name of the LORD your God thoughtlessly; the LORD will punish anyone who misuses his name.

## ⑥ DISCOVERY QUESTIONS

- I wonder why God created these commandments.
- These commandments can be put into two groups – one would be to love God and the other would be to love people. Who remembers what commandments tell us about loving God? How about the ones which tell us about loving people?
- I wonder why God put these in the Bible.
- What do you think happens when we obey them? What about when we don't obey them?
- Are there people in your community who are not as easy to love as other people?
- How would God want you to love Him?

## ⑦ PERSONAL RESPONSE QUESTIONS

- From this story I learned that God is \_\_\_\_\_.
- I have also learned that God wants me to \_\_\_\_\_.

## BIBLE STORY (Continued)

“Remember to keep the Sabbath holy. Work and get everything done during six days each week, but the seventh day is a day of rest to honor the LORD your God. On that day no one may do any work: not you, your son or daughter, your male or female slaves, your animals, or the foreigners living in your cities. The reason is that in six days the LORD made everything—the sky, the earth, the sea, and everything in them. On the seventh day he rested. So the LORD blessed the Sabbath day and made it holy.

“Honor your father and your mother so that you will live a long time in the land that the LORD your God is going to give you.

“You must not murder anyone.

“You must not be guilty of adultery.

“You must not steal.

“You must not tell lies about your neighbor.

“You must not want to take your neighbor's house. You must not want his wife or his male or female slaves, or his ox or his donkey, or anything that belongs to your neighbor.”

---

## CLOSING BLESSING

Lord, may we honor you with what we do and how we love You and others, which includes ourselves.





# God Calls Out to Samuel (1)

## 1 Samuel 3:1-10

### ① REVIEW

- See if any of the children can retell previous stories told.
- Who retold any previous stories to someone else? Let them share what happened.
- How did you respond to the Holy Spirit's leading from previous weeks?

### ② OPENING

What is something nice that someone said to you? How did it make you feel?

### ③ BACKGROUND →

### ④ TELL BIBLE STORY →

### ⑤ RETELL

**Story Review:** Go back through the Story by using questions, fill-ins and correcting wrong statements.

**Pantomime:** Divide the group into several smaller groups. Have one group act out the first part of the story without using words. The other groups have to say what is happening. The next group has to act out the next part of the story and the remaining groups tell what is happening. Continue till the story is retold. You may remind the group acting out the story if they don't remember what the next part is.

### BACKGROUND

Hannah was sad. She was married and wanted a child very bad. She went to the Temple and was crying out to the Lord. The priest, Eli, told her that God heard her cry and she would have a baby. Hannah agreed that she would give her son back to God and would serve Him in the temple. The boy is born just like God promised and Hannah named him, Samuel. When he is old enough, Hannah gives Samuel to Eli to help him in the temple.

### BIBLE STORY

The boy Samuel served the LORD under Eli. In those days the LORD did not speak directly to people very often; there were very few visions.

Eli's eyes were so weak he was almost blind. One night he was lying in bed. Samuel was also in bed in the LORD's house. God's lamp was still burning.

Then the LORD called Samuel, and Samuel answered, "I am here!" He ran to Eli and said, "I am here. You called me."

But Eli said, "I didn't call you. Go back to bed." So Samuel went back to bed.

The LORD called again, "Samuel!"

## ⑥ DISCOVERY QUESTIONS

- What did you like about the story?
- Could you imagine being there when this story happened? What expressions could you see Samuel making? How about Samuel?
- What choices did Samuel make? What other choices could he have made? What happened because of the choices he made?
- How do you think Samuel felt when Eli kept sending him back to bed?
- Have you had a time when someone would not believe you? How does that make you feel?
- Do you think God listens to you? How do you think He feels when you want to share something with Him?
- Something I wish God would say to me is \_\_\_\_\_.

## ⑦ PERSONAL RESPONSE QUESTIONS

- This Bible story tells me that God is \_\_\_\_\_.
- What are you sensing the Holy Spirit is saying to you now? Is there something He wants you to do with what you learned?

## BIBLE STORY (Continued)

Samuel again went to Eli and said, "I am here. You called me."

Again Eli said, "I didn't call you. Go back to bed."

Samuel did not yet know the LORD, and the LORD had not spoken directly to him yet.

The LORD called Samuel for the third time. Samuel got up and went to Eli and said, "I am here. You called me."

Then Eli realized the LORD was calling the boy. So he told Samuel, "Go to bed. If he calls you again, say, 'Speak, LORD. I am your servant and I am listening.'" So Samuel went and lay down in bed.

The LORD came and stood there and called as he had before, "Samuel, Samuel!"

Samuel said, "Speak, LORD. I am your servant and I am listening."

---

## CLOSING BLESSING

Lord, bless each of us with an increased ability to hear Your voice.



# God Calls Out to Samuel (2)

## 1 Samuel 3:1-10

### ① REVIEW

- See if any of the children can retell previous stories told.
- Who retold any previous stories to someone else? Let them share what happened.
- How did you respond to the Holy Spirit's leading from previous weeks?

### ② OPENING

Share some things you hear during the night when you are trying to sleep.

### ③ BACKGROUND →

### ④ TELL BIBLE STORY →

### ⑤ RETELL

**Story Review:** Go back through the Story by using questions, fill-ins and correcting wrong statements.

**Ball Game:** Several different games can be played with a ball. Have the children get in a circle. When you say "GO," or start playing the music, the children pass the ball around the circle until you say "STOP" or stop the music. When that happens, the person who has the ball has to say the next part of the story. When you say "GO" or start the music, the children start passing the ball till you say "STOP."

### BACKGROUND

Eli, the priest of the temple, had two sons. Normally they would become the next priest after Eli, but they would not obey God. God would not allow them to be the priest. Samuel grew up and pleased the Lord and the people. God would choose someone who would listen to him and do what he asks.

### BIBLE STORY

The boy Samuel served the LORD under Eli. In those days the LORD did not speak directly to people very often; there were very few visions.

Eli's eyes were so weak he was almost blind. One night he was lying in bed. Samuel was also in bed in the LORD's house. God's lamp was still burning.

Then the LORD called Samuel, and Samuel answered, "I am here!" He ran to Eli and said, "I am here. You called me."

But Eli said, "I didn't call you. Go back to bed." So Samuel went back to bed.

The LORD called again, "Samuel!"

## ⑥ DISCOVERY QUESTIONS

- What made this story different for you than other stories we have told?
- I wonder what God's voice would have sounded like to Samuel.
- I wonder how Samuel felt when he realized it was God who was talking to him. How would you feel if God talked directly to you?
- What is one thing that helps you to know God better?

## ⑦ PERSONAL RESPONSE QUESTIONS

- What is this story telling you about God?
- What do you think God wants you to do with what we have been learning through this story?

## BIBLE STORY (Continued)

Samuel again went to Eli and said, "I am here. You called me."

Again Eli said, "I didn't call you. Go back to bed."

Samuel did not yet know the LORD, and the LORD had not spoken directly to him yet.

The LORD called Samuel for the third time. Samuel got up and went to Eli and said, "I am here. You called me."

Then Eli realized the LORD was calling the boy. So he told Samuel, "Go to bed. If he calls you again, say, 'Speak, LORD. I am your servant and I am listening.'" So Samuel went and lay down in bed.


The LORD came and stood there and called as he had before, "Samuel, Samuel!"

Samuel said, "Speak, LORD. I am your servant and I am listening."

---

## CLOSING BLESSING

Lord, bless these children the ability to know Your voice from the many other sounds and voices we hear.



# King Saul Disobeys God (1)

## 1 Samuel 15:17-23

### ① REVIEW

- See if any of the children can retell previous stories told.
- Who retold any previous stories to someone else? Let them share what happened.
- How did you respond to the Holy Spirit's leading from previous weeks?

### ② OPENING

You are in the middle of doing something and one of your parents tells you to do something else. Your immediate response is to ...

### ③ BACKGROUND →

### ④ TELL BIBLE STORY →

### ⑤ RETELL

**Story Review:** Go back through the Story by using questions, fill-ins and correcting wrong statements.

**Movers & Shakers:** Tossing a ball from one person to another while the music is playing. When the music stops, the person holding the ball (or knot in the rope if you are using a long rope that the child are holding and moving around in a circle) has to say the next part of the verse in the way you specify. Some examples could be:

- At a normal pace
- In fast forward while jogging in place
- In a whisper while tiptoeing
- Shouting while marching
- In slow motion while jogging in slow motion
- In a normal voice while walking backward

### BACKGROUND

God's people want to be like everyone else and have a king to rule over them. God agrees to give them what they want and has Samuel anoint a man named Saul. Saul is tall and handsome but is not always making the best choices.

### BIBLE STORY

Samuel said, "Once you didn't think much of yourself, but now you have become the leader of the tribes of Israel. The LORD appointed you to be king over Israel. And he sent you on a mission. He said, 'Go and destroy those evil people. Make war on them until all of them are dead.' Why didn't you obey the LORD? Why did you take the best things? Why did you do what the LORD said was wrong?"

Saul said, "But I did obey the LORD. I did what the LORD told me to do. I destroyed the enemy and brought back their king. The soldiers took the best sheep and cattle to sacrifice to the LORD your God."

But Samuel answered,

## ⑥ DISCOVERY QUESTIONS

- What I liked about this story is \_\_\_\_\_.
- What was Saul told to do? What did he actually do?
- How do you think Samuel felt when he found out that Samuel had not obeyed God? Why would he feel that way?
- What do you think God would have felt during all this?
- What other choices could Saul have made? What do you think would have happened if he had made the other choices?
- God is pleased when I \_\_\_\_\_.

## ⑦ PERSONAL RESPONSE QUESTIONS

- This tells me that God is \_\_\_\_\_.
- I believe the Holy Spirit is telling me \_\_\_\_\_.

## BIBLE STORY (Continued)

“What pleases the LORD more:  
burnt offerings and sacrifices  
or obedience to his voice?

It is better to obey than to sacrifice.

It is better to listen to God than to offer the fat of sheep.

Disobedience is as bad as the sin of sorcery.

Pride is as bad as the sin of worshiping idols.

You have rejected the LORD’s command.

Now he rejects you as king.”

---

## CLOSING BLESSING

Lord, may we do only what pleases You.



# King Saul Disobeys God (2)

## 1 Samuel 15:17-23

### ① REVIEW

- See if any of the children can retell previous stories told.
- Who retold any previous stories to someone else? Let them share what happened.
- How did you respond to the Holy Spirit's leading from previous weeks?

### ② OPENING

A time when I did something really bad was when \_\_\_\_\_.

### ③ BACKGROUND →

### ④ TELL BIBLE STORY →

### ⑤ RETELL

**Story Review:** Go back through the Story by using questions, fill-ins and correcting wrong statements.

**Rope Game:** Get a piece of rope that is 15 feet long and tie the ends together. Have the children get in a circle with everyone holding on to the rope. Start moving the rope in one direction. When you say "STOP," the person closest to the knot has to say the next part of the story. Continue doing this till the story is told.

### BACKGROUND

God is sorry that he made Saul king because he had stopped following God and would not obey Him. Samuel has to talk to King Saul about the wrong choices he is making.

### BIBLE STORY

Samuel said, "Once you didn't think much of yourself, but now you have become the leader of the tribes of Israel. The LORD appointed you to be king over Israel. And he sent you on a mission. He said, 'Go and destroy those evil people. Make war on them until all of them are dead.' Why didn't you obey the LORD? Why did you take the best things? Why did you do what the LORD said was wrong?"

Saul said, "But I did obey the LORD. I did what the LORD told me to do. I destroyed the enemy and brought back their king. The soldiers took the best sheep and cattle to sacrifice to the LORD your God."

But Samuel answered,

## ⑥ DISCOVERY QUESTIONS

- What did you like about the story?
- I wonder why King Saul disobeyed what God asked of him?
- What happens when you disobey?
- Why do you think there is a consequence for disobedience? (Why do you think your parents discipline you when you disobey?)
- I wonder why it is so important to God that we obey Him?
- Some ways in which I obey God are \_\_\_\_\_ . I disobey God when I \_\_\_\_\_ .

## ⑦ PERSONAL RESPONSE QUESTIONS

- God appreciates it when we \_\_\_\_\_ .
- What is the Holy Spirit saying to you through this story?

## BIBLE STORY (Continued)

“What pleases the LORD more:  
burnt offerings and sacrifices  
or obedience to his voice?

It is better to obey than to sacrifice.

It is better to listen to God than to offer the fat of sheep.

Disobedience is as bad as the sin of sorcery.

Pride is as bad as the sin of worshiping idols.

You have rejected the LORD’s command.

Now he rejects you as king.”

---

## CLOSING BLESSING

Yes Lord, we agree with you that it is better to obey You than make a list of good things we do. Continue to bless us with this desire.





# God Chooses David <sup>(1)</sup>

## 1 Samuel 16:6-13a

### ① REVIEW

- See if any of the children can retell previous stories told.
- Who retold any previous stories to someone else? Let them share what happened.
- How did you respond to the Holy Spirit's leading from previous weeks?

### ② OPENING

Share a time when you wish you had been chosen to do something but someone else was.

### ③ BACKGROUND →

### ④ TELL BIBLE STORY →

### ⑤ RETELL

**Story Review:** Go back through the Story by using questions, fill-ins and correcting wrong statements.

**Act it Out:** Assign different characters of the story to each of the children. Let them practice before actually acting out the story. See if there are one or two children who want to be the person telling the story while the other children act it out.

### BACKGROUND

Saul makes choices that sound good but are not what God is asking. He continues to disobey and so God is going to choose someone else to be the king. It is not about what he looks like but one who has a heart for Him.

### BIBLE STORY

When they arrived, Samuel saw the oldest son, and he thought, "Surely the Lord has appointed this person standing here before him."

But the Lord said to Samuel, "Don't look at how handsome or how tall he is, because I have not chosen him. God does not see the same way people see. People look at the outside of a person, but the Lord looks at the heart."

Jesse had seven of his sons pass by Samuel. But Samuel said to him, "The Lord has not chosen any of these."

Then he asked Jesse, "Are these all the sons you have?"

Jesse answered, "I still have the youngest son. He is out taking care of the sheep."

Samuel said, "Send for him. We will not sit down to eat until he arrives."

## ⑥ DISCOVERY QUESTIONS

- What I really like about this story is \_\_\_\_\_.
- What do you think a king or a president should be like?
- What do you think is important to God for someone to be a king?
- I wonder what it was like for David to be out with the sheep all the time when his brothers didn't have to be.
- What would you have felt like if you were David?
- I wonder what it was like for David and his brothers when he got chosen to be the next king?
- If God would choose me to do something, I would want to \_\_\_\_\_.

## ⑦ PERSONAL RESPONSE QUESTIONS

- What does the story tell us about God?
- What does God want you to do with what you learned today?

## BIBLE STORY (Continued)

So Jesse sent and had his youngest son brought in. He was a fine boy, tanned, and handsome.

The Lord said to Samuel, "Go, appoint him, because he is the one."

So Samuel took the container of olive oil and poured it on Jesse's youngest son to appoint him in front of his brothers. From that day on, the Lord's Spirit worked in David.

---

## CLOSING BLESSING

Lord, thank you for choosing us!



# God Chooses David (2)

## 1 Samuel 16:6-13a

### ① REVIEW

- See if any of the children can retell previous stories told.
- Who retold any previous stories to someone else? Let them share what happened.
- How did you respond to the Holy Spirit's leading from previous weeks?

### ② OPENING

One way in which I feel special is that ...

### ③ BACKGROUND →

### ④ TELL BIBLE STORY →

### ⑤ RETELL

**Story Review:** Go back through the Story by using questions, fill-ins and correcting wrong statements.

**Musical Chairs:** Put enough chairs in a circle for each person in your group except one. The chairs should be facing out. Everyone gets to sit in the chair except the one person remaining. When the music starts, the children start walking in a clockwise direction around the chairs. When you stop the music, everyone needs to find a chair. The person remaining has to say the next part of the story. Continue doing this until the story is retold.

### BACKGROUND

David is the youngest son of Jesse. He is a shepherd, which was not a job that anyone wanted. God tells Samuel to go to Jesse's house because the next king will come from his family. He is to anoint the one that God chooses, not one that the people would pick.

### BIBLE STORY

When they arrived, Samuel saw the oldest son, and he thought, "Surely the Lord has appointed this person standing here before him."

But the Lord said to Samuel, "Don't look at how handsome or how tall he is, because I have not chosen him. God does not see the same way people see. People look at the outside of a person, but the Lord looks at the heart."

Jesse had seven of his sons pass by Samuel. But Samuel said to him, "The Lord has not chosen any of these."

Then he asked Jesse, "Are these all the sons you have?"

Jesse answered, "I still have the youngest son. He is out taking care of the sheep."

Samuel said, "Send for him. We will not sit down to eat until he arrives."

## ⑥ DISCOVERY QUESTIONS

- What is the best part of this story for you?
- I wonder why God put this story in the Bible.
- If you could choose someone to be a king, who would you pick?
- I wonder why David's father, Jesse, did not include David with the other brothers.
- Is there a time when you were not chosen for something? How did that make you feel?

## ⑦ PERSONAL RESPONSE QUESTIONS

- From this story, what do you think God feels about you?
- From this story, I wish God would \_\_\_\_\_.

## BIBLE STORY (Continued)

So Jesse sent and had his youngest son brought in. He was a fine boy, tanned, and handsome.

The Lord said to Samuel, "Go, appoint him, because he is the one."

So Samuel took the container of olive oil and poured it on Jesse's youngest son to appoint him in front of his brothers. From that day on, the Lord's Spirit worked in David.

---

## CLOSING BLESSING

Lord, bless each child with the understanding of what it means to be a child of God.



# David Defeats Goliath (1)

## 1 Samuel 17:40-50

### ① REVIEW

- See if any of the children can retell previous stories told.
- Who retold any previous stories to someone else? Let them share what happened.
- How did you respond to the Holy Spirit's leading from previous weeks?

### ② OPENING

Something which took a lot of courage for me is when I ...

### ③ BACKGROUND →

### ④ TELL BIBLE STORY →

### ⑤ RETELL

**Story Review:** Go back through the Story by using questions, fill-ins and correcting wrong statements.

**Pantomime:** Divide the group into several smaller groups. Have one group act out the first part of the story without using words. The other groups have to say what is happening. The next group has to act out the next part of the story and the remaining groups tell what is happening. Continue till the story is retold. You may remind the group acting out the story if they don't remember what the next part is.

### BACKGROUND

Though David has been anointed to the next King, he has to wait for God's timing. So he is still a shepherd boy. Eventually, because he plays the harp so well, he is brought to live with and play the harp for King Saul. The people of Israel are at war with the Philistines. They decide that there should be one final battle. One of the Israelites against the giant, Goliath. None of the Israelites would fight him except David.

### BIBLE STORY

He took his stick in his hand and chose five smooth stones from a stream. He put them in his shepherd's bag and grabbed his sling. Then he went to meet the Philistine.

At the same time, the Philistine was coming closer to David. The man who held his shield walked in front of him. When Goliath looked at David and saw that he was only a boy, tanned and handsome, he looked down on David with disgust. He said, "Do you think I am a dog, that you come at me with a stick?" He used his gods' names to curse David. He said to David, "Come here. I'll feed your body to the birds of the air and the wild animals!"

But David said to him, "You come to me using a sword and two spears. But I come to you in the name of the LORD All-Powerful, the God of the armies of Israel! You have spoken against him. Today the LORD will hand you over to me, and I'll kill you and cut off your head."

## ⑥ DISCOVERY QUESTIONS

- The best part of today's story is when \_\_\_\_\_.
- Whose strength did David go in?
- I wonder why David was not afraid. What do you think it was like for David to even want to fight against Goliath? What feelings do you think he had?
- Something I need God's strength in is \_\_\_\_\_ because I am feeling \_\_\_\_\_. God, I need your help with \_\_\_\_\_.

## ⑦ PERSONAL RESPONSE QUESTIONS

- I wonder what God feels when we stand up for him?
- What does God want you to do with what you learned today?

## BIBLE STORY (Continued)

Today I'll feed the bodies of the Philistine soldiers to the birds of the air and the wild animals. Then all the world will know there is a God in Israel! Everyone gathered here will know the LORD does not need swords or spears to save people. The battle belongs to him, and he will hand you over to us."

As Goliath came near to attack him, David ran quickly to meet him. He took a stone from his bag, put it into his sling, and slung it. The stone hit the Philistine and went deep into his forehead, and Goliath fell facedown on the ground.

So David defeated the Philistine with only a sling and a stone. He hit him and killed him. He did not even have a sword in his hand.

---

## CLOSING BLESSING

Lord, thank you that in Your strength we can face and defeat the giants in our lives.



# David Defeats Goliath (2)

## 1 Samuel 17:40-50

### ① REVIEW

- See if any of the children can retell previous stories told.
- Who retold any previous stories to someone else? Let them share what happened.
- How did you respond to the Holy Spirit's leading from previous weeks?

### ② OPENING

Tell or draw a picture of what it's like when you are afraid.

### ③ BACKGROUND →

### ④ TELL BIBLE STORY →

### ⑤ RETELL

**Story Review:** Go back through the Story by using questions, fill-ins and correcting wrong statements.

**Create a Song:** Create a song that will retell the Bible Story. You might use a song that the children are very familiar with and then change the words so it retells the Bible story. They can create an original song or possibly a rap song.

### BACKGROUND

Saul has agreed to let David be the person to fight against Goliath. Saul wants David to use his armor, but after trying it on, David was not comfortable in it and decided not to wear any armor. Saul said to David as David was about to fight Goliath, "Go, and may the Lord be with you".

### BIBLE STORY

He took his stick in his hand and chose five smooth stones from a stream. He put them in his shepherd's bag and grabbed his sling. Then he went to meet the Philistine.

At the same time, the Philistine was coming closer to David. The man who held his shield walked in front of him. When Goliath looked at David and saw that he was only a boy, tanned and handsome, he looked down on David with disgust. He said, "Do you think I am a dog, that you come at me with a stick?" He used his gods' names to curse David. He said to David, "Come here. I'll feed your body to the birds of the air and the wild animals!"

But David said to him, "You come to me using a sword and two spears. But I come to you in the name of the Lord All-Powerful, the God of the armies of Israel! You have spoken against him. Today the Lord will hand you over to me, and I'll kill you and cut off your head.

## ⑥ DISCOVERY QUESTIONS

- What is the most important part of the story for you?
- What choices did David make? What other choices could he have made? What happened because of the choices that were made?
- I wonder what it would be like not to have any fear because we know God is with us.
- As Goliath is yelling at David, I wonder what Goliath is feeling? How about David?
- As David is coming towards Goliath, David is feeling \_\_\_\_\_. If that were me, I would be feeling \_\_\_\_\_.
- A “giant” in my life that I need to throw a stone at is \_\_\_\_\_. I wonder what it would be like if I stood up to that “giant” or problem.

## ⑦ PERSONAL RESPONSE QUESTIONS

- What does this story tell you about God?
- What does God want you to do with what you learned today?

## BIBLE STORY (Continued)

Today I'll feed the bodies of the Philistine soldiers to the birds of the air and the wild animals. Then all the world will know there is a God in Israel! Everyone gathered here will know the Lord does not need swords or spears to save people. The battle belongs to him, and he will hand you over to us.”

As Goliath came near to attack him, David ran quickly to meet him. He took a stone from his bag, put it into his sling, and slung it. The stone hit the Philistine and went deep into his forehead, and Goliath fell facedown on the ground.

So David defeated the Philistine with only a sling and a stone. He hit him and killed him. He did not even have a sword in his hand.

---

## CLOSING BLESSING

Lord, grant each child the ability to see and understand that You are always with us and there is victory in Your name.





# David Brings Back The Ark (1)

## 2 Samuel 6:1-5; 12b-15

### ① REVIEW

- See if any of the children can retell previous stories told.
- Who retold any previous stories to someone else? Let them share what happened.
- How did you respond to the Holy Spirit's leading from previous weeks?

### ② OPENING

What is something you have that is really special to you?

### ③ BACKGROUND →

### ④ TELL BIBLE STORY →

### ⑤ RETELL

**Story Review:** Go back through the Story by using questions, fill-ins and correcting wrong statements.

**Drawing:** If you have the materials, have the children draw what they saw or what they liked best as the story was being told. Have each child share their pictures with the rest of the group. If there are different scenes from the story, have the children put them in the order that they occurred.

### BACKGROUND

The Ark of God was very special. It was where God would be when He was with the people. Some enemies of the Israelites captured it and David went to go bring it back to Jerusalem.

### BIBLE STORY

2 Samuel 6:5

David and all the Israelites were celebrating in the presence of the Lord. They were playing wooden instruments: lyres, harps, tambourines, rattles, and cymbals.

2 Samuel 6: 12b-15

The people told David, "The Lord has blessed the family of Obed-Edom and all that belongs to him, because the Ark of God is there." So David went and brought it up from Obed-Edom's house to Jerusalem with joy. When the men carrying the Ark of the Lord had walked six steps, David sacrificed a bull and a fat calf. Then David danced with all his might before the Lord. He had on a holy linen vest. David and all the Israelites shouted with joy and blew the trumpets as they brought the Ark of the Lord to the city.

## ⑥ DISCOVERY QUESTIONS

- A special part of the story for me was when \_\_\_\_\_.
- Why do you think God put this story in the Bible?
- The ark was very special to God, which made it very special to David. What do you have that you think would be really special to God?
- I wonder what I can do to celebrate God?

## ⑦ PERSONAL RESPONSE QUESTIONS

- What does this story tell you about God?
- What does God want you to do because of what you learned in the story?

## BIBLE STORY (Continued)

---

## CLOSING BLESSING

Read a Psalm.



# David Brings Back The Ark (2)

## 2 Samuel 6:1-5; 12b-15

### ① REVIEW

- See if any of the children can retell previous stories told.
- Who retold any previous stories to someone else? Let them share what happened.
- How did you respond to the Holy Spirit's leading from previous weeks?

### ② OPENING

Share about someone you trust. Why do you trust them so much?

### ③ BACKGROUND →

### ④ TELL BIBLE STORY →

### ⑤ RETELL

**Story Review:** Go back through the Story by using questions, fill-ins and correcting wrong statements.

**Tingo Tingo Tango:** Have the children get into a circle. Pass an object around as you are saying "Tingo, Tingo, Tango." When you get to "Tango," whoever has the ball has to say the next part of the story. Vary the amount of time between the words so the children do not know who will be next.

### BACKGROUND

As King, David was a good leader and warrior. He has won many battles and the people highly respect him. God was with David. David did what the Lord commanded.

### BIBLE STORY

2 Samuel 6:5

David and all the Israelites were celebrating in the presence of the Lord. They were playing wooden instruments: lyres, harps, tambourines, rattles, and cymbals.

2 Samuel 6: 12b-15

The people told David, "The Lord has blessed the family of Obed-Edom and all that belongs to him, because the Ark of God is there." So David went and brought it up from Obed-Edom's house to Jerusalem with joy. When the men carrying the Ark of the Lord had walked six steps, David sacrificed a bull and a fat calf. Then David danced with all his might before the Lord. He had on a holy linen vest. David and all the Israelites shouted with joy and blew the trumpets as they brought the Ark of the Lord to the city.

## ⑥ DISCOVERY QUESTIONS

- What was the best part of this story?
- I wonder why this story was put in the Bible.
- One way in which I can praise God is by \_\_\_\_\_.
- What is one way in which you could be like David?

## ⑦ PERSONAL RESPONSE QUESTIONS

- I feel that God wants me to \_\_\_\_\_.
- Who can you share this story with this week?

## BIBLE STORY (Continued)

---

## CLOSING BLESSING

Lord, may there not be anything that would stop us from worshipping you!



# Solomon Asks for Wisdom <sup>(1)</sup>

## 1 Kings 3:5-14

### ① REVIEW

- See if any of the children can retell previous stories told.
- Who retold any previous stories to someone else? Let them share what happened.
- How did you respond to the Holy Spirit's leading from previous weeks?

### ② OPENING

Share about something you can do really well.

### ③ BACKGROUND →

### ④ TELL BIBLE STORY →

### ⑤ RETELL

**Story Review:** Go back through the Story by using questions, fill-ins and correcting wrong statements.

**Partners:** Have the children get into smaller groups of 2 to 3 children. Each child will take a turn retelling the story. If someone gets stuck and can't remember the next part, the others in the group can help them.

### BACKGROUND

David has many sons, but the son to succeed him, as king is Solomon. Solomon showed that he loved the Lord by following His commands.

### BIBLE STORY

While he was at Gibeon, the Lord appeared to him in a dream during the night. God said, "Ask for whatever you want me to give you."

Solomon answered, "You were very kind to your servant, my father David. He obeyed you, and he was honest and lived right. You showed great kindness to him when you allowed his son to be king after him. Lord my God, now you have made me, your servant, king in my father's place. But I am like a little child; I don't know how to do what must be done. I, your servant, am here among your chosen people, and there are too many of them to count. I ask that you give me a heart that understands, so I can rule the people in the right way and will know the difference between right and wrong. Otherwise, it is impossible to rule this great people of yours."

## ⑥ DISCOVERY QUESTIONS

- What did you like about the story?
- What is it that Solomon asked for? Why do you think he asked for wisdom above anything else?
- What would you have asked for if you had the choice?
- I wonder what it was like for Solomon to be the smartest man in the world.
- What does this story tell us about God?

## ⑦ PERSONAL RESPONSE QUESTIONS

- What does God want you to do with what you have learned?
- Who can you share this story with you this week?

## BIBLE STORY (Continued)

The Lord was pleased that Solomon had asked this. So God said to him, “You did not ask for a long life, or riches for yourself, or the death of your enemies.

Since you asked for wisdom to make the right decisions, I will do what you asked. I will give you wisdom and understanding that is greater than anyone has had in the past or will have in the future. I will also give you what you did not ask for: riches and honor. During your life no other king will be as great as you. If you follow me and obey my laws and commands, as your father David did, I will also give you a long life.”

---

## CLOSING BLESSING

Lord, bless each child with your wisdom that they might be strong Godly leaders.



# Solomon Asks for Wisdom (2)

## 1 Kings 3:5-14

### ① REVIEW

- See if any of the children can retell previous stories told.
- Who retold any previous stories to someone else? Let them share what happened.
- How did you respond to the Holy Spirit's leading from previous weeks?

### ② OPENING

Share a time when you felt really good about something you did.

### ③ BACKGROUND →

### ④ TELL BIBLE STORY →

### ⑤ RETELL

**Story Review:** Go back through the Story by using questions, fill-ins and correcting wrong statements.

**Partners:** Have the children get into smaller groups of 2 to 3 children. Each child will take a turn retelling the story. If someone gets stuck and can't remember the next part, the others in the group can help them.

### BACKGROUND

Because Solomon was being obedient to the Lord, God said He would give him anything he wanted. Of all the things a man could want, what would Solomon ask for?

### BIBLE STORY

While he was at Gibeon, the Lord appeared to him in a dream during the night. God said, "Ask for whatever you want me to give you."

Solomon answered, "You were very kind to your servant, my father David. He obeyed you, and he was honest and lived right. You showed great kindness to him when you allowed his son to be king after him. Lord my God, now you have made me, your servant, king in my father's place. But I am like a little child; I don't know how to do what must be done. I, your servant, am here among your chosen people, and there are too many of them to count. I ask that you give me a heart that understands, so I can rule the people in the right way and will know the difference between right and wrong. Otherwise, it is impossible to rule this great people of yours."

## ⑥ DISCOVERY QUESTIONS

- What I liked most about this story is that ...
- I wonder why God put this story in the Bible?
- If I could ask God to let me know about something, it would be ...
- What choices did God make? What else could He have done? What happened because of the choices that God made?

## ⑦ PERSONAL RESPONSE QUESTIONS

- What does this tell us about God?
- What does God want me to do with what He has shown me today?

## BIBLE STORY (Continued)

The Lord was pleased that Solomon had asked this. So God said to him, “You did not ask for a long life, or riches for yourself, or the death of your enemies.

Since you asked for wisdom to make the right decisions, I will do what you asked. I will give you wisdom and understanding that is greater than anyone has had in the past or will have in the future. I will also give you what you did not ask for: riches and honor. During your life no other king will be as great as you. If you follow me and obey my laws and commands, as your father David did, I will also give you a long life.”

---

## CLOSING BLESSING

Lord, bless us like you did Solomon, with wisdom so we can have understanding between right and wrong.





# Elisha Helps a Poor Widow (1)

## 2 Kings 4:1-7

### ① REVIEW

- See if any of the children can retell previous stories told.
- Who retold any previous stories to someone else? Let them share what happened.
- How did you respond to the Holy Spirit's leading from previous weeks?

### ② OPENING

Describe a time when you were able to help someone.

### ③ BACKGROUND →

### ④ TELL BIBLE STORY →

### ⑤ RETELL

**Story Review:** Go back through the Story by using questions, fill-ins and correcting wrong statements.

**Act it Out:** Assign different characters of the story to each of the children. Let them practice before actually acting out the story. See if there are one or two children who want to be the person telling the story while the other children act it out.

### BACKGROUND

A prophet is a person who speaks for God. Elisha was one of those people who would speak for God and encourage God's people to continue following Him. They were powerful men and many people sought them out for wisdom. A widow is a woman whose husband has died.

### BIBLE STORY

The wife of a man from the groups of prophets said to Elisha, "Your servant, my husband, is dead. You know he honored the Lord. But now the man he owes money to is coming to take my two boys as his slaves!"

Elisha answered, "How can I help you? Tell me, what do you have in your house?"

The woman said, "I don't have anything there except a pot of oil."

Then Elisha said, "Go and get empty jars from all your neighbors. Don't ask for just a few. Then go into your house and shut the door behind you and your sons. Pour oil into all the jars, and set the full ones aside."

So she left Elisha and shut the door behind her and her sons. As they brought the jars to her, she poured out the oil. When the jars were all full, she said to her son, "Bring me another jar."

But he said, "There are no more jars." Then the oil stopped flowing.

## ⑥ DISCOVERY QUESTIONS

- Describe something you imagined as the story was being told.
- What was the miracle that happened? What did the woman have to do for the miracle to happen? Who actually performed the miracle?
- Go through the different scenes of the story and have the children describe what the widow might have been feeling.
- Imagine you are one of the children in the story. What would you have been feeling?
- All of us could use a miracle from God. If God could do a miracle in my family, what would it be?

## ⑦ PERSONAL RESPONSE QUESTIONS

- What does the story tell me about God?
- I believe the Holy Spirit is showing me that \_\_\_\_\_.

## BIBLE STORY (Continued)

She went and told Elisha. And the prophet said to her, “Go, sell the oil and pay what you owe. You and your sons can live on what is left.”

---

## CLOSING BLESSING

Lord, bless us with a desire to serve others.



# Elisha Helps a Poor Widow (2)

## 2 Kings 4:1-7

### ① REVIEW

- See if any of the children can retell previous stories told.
- Who retold any previous stories to someone else? Let them share what happened.
- How did you respond to the Holy Spirit's leading from previous weeks?

### ② OPENING

What is one thing that you wish for?

### ③ BACKGROUND →

### ④ TELL BIBLE STORY →

### ⑤ RETELL

**Story Review:** Go back through the Story by using questions, fill-ins and correcting wrong statements.

**Group Poster:** If you have the materials, have the children work together on making a poster that can tell the Bible Story. Allow the children to retell the story by using what they drew on the poster.

### BACKGROUND

Not only did a prophet speak for God, they had great power and God would do miraculous things through them. They were very special men who were highly respected.

### BIBLE STORY

The wife of a man from the groups of prophets said to Elisha, "Your servant, my husband, is dead. You know he honored the Lord. But now the man he owes money to is coming to take my two boys as his slaves!"

Elisha answered, "How can I help you? Tell me, what do you have in your house?"

The woman said, "I don't have anything there except a pot of oil."

Then Elisha said, "Go and get empty jars from all your neighbors. Don't ask for just a few. Then go into your house and shut the door behind you and your sons. Pour oil into all the jars, and set the full ones aside."

So she left Elisha and shut the door behind her and her sons. As they brought the jars to her, she poured out the oil. When the jars were all full, she said to her son, "Bring me another jar."

But he said, "There are no more jars." Then the oil stopped flowing.

## ⑥ DISCOVERY QUESTIONS

- What did you like about today's story?
- Who were the different people in the story?
- What choice(s) did the woman make? Are there other choices that she could have made? What happened because of the choices she made?
- What do you think it was like for the sons to help their mom by asking the neighbors for their jars? How would you have responded?
- What do you have that you could share with someone else for God to do a miracle in their lives?
- How do you feel when it is time to help someone when they have a need? What was the last thing you did to help someone?
- Is there a need in your family? How might God help you with that?
- What does this story tell us about God?

## ⑦ PERSONAL RESPONSE QUESTIONS

- What is the Holy Spirit asking you to do with what you have learned Today
- Who is someone you can share this story with this week?

## BIBLE STORY (Continued)

She went and told Elisha. And the prophet said to her, "Go, sell the oil and pay what you owe. You and your sons can live on what is left."

---

## CLOSING BLESSING

Lord, bless each of us with all that we need to serve You and others.



# Jesus's Birth: Wise Men Bring Gifts (1)

Matthew 2:8-12

## ① REVIEW

- See if any of the children can retell previous stories told.
- Who retold any previous stories to someone else? Let them share what happened.
- How did you respond to the Holy Spirit's leading from previous weeks?

## ② OPENING

What is the best thing that has happened on your birthday?

## ③ BACKGROUND →

## ④ TELL BIBLE STORY →

## ⑤ RETELL

**Story Review:** Go back through the Story by using questions, fill-ins and correcting wrong statements.

**Comic Strip:** Give each child a sheet of paper. Have them fold it in half, then fold that half again and then a third time. When you open the paper, there should be 8 boxes on the paper. For each scene or action in the Bible story, have each child draw a simple picture or object in each box in the order that it happens in the story. Let the children retell the story to a partner by using their comic strips.

## BACKGROUND

It has been quiet for 400 years – God has not spoken to His people. The people are waiting for the Lord to return and to save them. God when He returned would be known as the Messiah. The angels have come to Mary and Joseph to let them know that Mary's baby is of the Holy Spirit and not to be afraid. They are to name him, Jesus. Jesus is born in Bethlehem – the angels have come to the shepherds who have seen Jesus and now are going out and telling everyone.

## BIBLE STORY

He sent the wise men to Bethlehem, saying, "Look carefully for the child. When you find him, come tell me so I can worship him too."

After the wise men heard the king, they left. The star that they had seen in the east went before them until it stopped above the place where the child was. When the wise men saw the star, they were filled with joy.

They came to the house where the child was and saw him with his mother, Mary, and they bowed down and worshiped him. They opened their gifts and gave him treasures of gold, frankincense, and myrrh.

But God warned the wise men in a dream not to go back to Herod, so they returned to their own country by a different way.

## ⑥ DISCOVERY QUESTIONS

- What was the best part of the story for you?
- What did you imagine as the story was being told? Did you hear or see something special in the story?
- I wonder why the wise men brought the gifts that they brought.
- If you were one of the wise men, what would you have brought to give Jesus?
- In what ways can we give gifts to God?
- How can we worship the Lord like the wise men did by bringing their gifts?

## ⑦ PERSONAL RESPONSE QUESTIONS

- If you were Mary or Joseph, what would you have been thinking and feeling if the wise men came to your house?
- What are you sensing the Holy Spirit wants you to do with what you have learned?

## BIBLE STORY (Continued)

---

## CLOSING BLESSING

Thank you Lord for loving us so much that you sent us Your very own son.



# Jesus's Birth: Wise Men Bring Gifts (2)

Matthew 2:8-12

## ① REVIEW

- See if any of the children can retell previous stories told.
- Who retold any previous stories to someone else? Let them share what happened.
- How did you respond to the Holy Spirit's leading from previous weeks?

## ② OPENING

If today was your birthday, what would be the best birthday present you could receive?

## ③ BACKGROUND →

## ④ TELL BIBLE STORY →

## ⑤ RETELL

**Story Review:** Go back through the Story by using questions, fill-ins and correcting wrong statements.

**Rope Game:** Get a piece of rope that is 15 feet long and tie the ends together. Have the children get in a circle with everyone holding on to the rope. Start moving the rope in one direction. When you say "STOP," the person closest to the knot has to say the next part of the story. Continue doing this till the story is told.

## BACKGROUND

God has certain things happen to let people know that He had sent Jesus. Jesus is the Savior, the Messiah. Angels have come to Mary, Joseph and the shepherds. Now there are some other people who will come and confirm that this baby born in Bethlehem is truly the Son of God.

## BIBLE STORY

He sent the wise men to Bethlehem, saying, "Look carefully for the child. When you find him, come tell me so I can worship him too."

After the wise men heard the king, they left. The star that they had seen in the east went before them until it stopped above the place where the child was. When the wise men saw the star, they were filled with joy.

They came to the house where the child was and saw him with his mother, Mary, and they bowed down and worshiped him. They opened their gifts and gave him treasures of gold, frankincense, and myrrh.

But God warned the wise men in a dream not to go back to Herod, so they returned to their own country by a different way.

## ⑥ DISCOVERY QUESTIONS

- What I liked about the story is \_\_\_\_\_.
- I wonder what Mary and Joseph did with the gifts that were given to them.
- If someone were to honor you and give you something special, what kind of gift would you want to receive?
- In what ways can you honor and worship Jesus?
- It pleases God when I \_\_\_\_\_.
- This might be a good week to talk about God's salvation, His free gift to us, through the sending of His Son, Jesus. You may explain it in a culturally appropriate manner and coincides with what your church or ministry has agreed upon.

## ⑦ PERSONAL RESPONSE QUESTIONS

- How do you think God wants you to have a part in His Story?  
Who can you share this story with this week?

## BIBLE STORY (Continued)

---

## CLOSING BLESSING

We want to bless You Lord and bring gifts that are precious in Your sight.





# Jesus Resists Satan's Temptations (1)

Matthew 4:1-11

## ① REVIEW

- See if any of the children can retell previous stories told.
- Who retold any previous stories to someone else? Let them share what happened.
- How did you respond to the Holy Spirit's leading from previous weeks?

## ② OPENING

What is the worst thing someone could do?

## ③ BACKGROUND →

## ④ TELL BIBLE STORY →

## ⑤ RETELL

**Story Review:** Go back through the Story by using questions, fill-ins and correcting wrong statements.

**Create a Song:** Create a song that will retell the Bible Story. You might use a song that the children are very familiar with and then change the words so it retells the Bible story. They can create an original song or possibly a rap song.

## BACKGROUND

Though we don't know much about Jesus as a boy, the Bible says he grew in wisdom, stature and in favor with God and man. He grew up just like you and I do. But then it came time for him to show people why he really came – to show us the love of the Father. His cousin John baptized him and then Jesus was led by the Holy Spirit into the desert.

## BIBLE STORY

Then the Spirit led Jesus into the desert to be tempted by the devil. Jesus fasted for forty days and nights. After this, he was very hungry. The devil came to Jesus to tempt him, saying, "If you are the Son of God, tell these rocks to become bread."

Jesus answered, "It is written in the Scriptures, 'A person lives not on bread alone, but by everything God says.'"

Then the devil led Jesus to the holy city of Jerusalem and put him on a high place of the Temple. The devil said, "If you are the Son of God, jump down, because it is written in the Scriptures:

"He has put his angels in charge of you. They will catch you in their hands so that you will not hit your foot on a rock." *Psalm 91:11-12*

## ⑥ DISCOVERY QUESTIONS

- What stood out to you in today's story?
- Who were the characters in the story? What choices did Jesus make? What else could He have done?
- Who remembers what the different temptations were?
- What kind of things are you tempted by? Who is behind the temptations?
- In the Bible it tells us to stand strong and to resist the temptations the devil sends our way. In what ways can we stand strong when the temptations come.
- How did Jesus resist the temptations?
- I can resist the devil by \_\_\_\_\_.
- What does this story tell us about Jesus?

## ⑦ PERSONAL RESPONSE QUESTIONS

- What does God want me to do differently because of what I learned today?
- How do you think God wants you to have a part in His Story?

## BIBLE STORY (Continued)

Jesus answered him, "It also says in the Scriptures, 'Do not test the Lord your God.'"

Then the devil led Jesus to the top of a very high mountain and showed him all the kingdoms of the world and all their splendor. The devil said, "If you will bow down and worship me, I will give you all these things."

Jesus said to the devil, "Go away from me, Satan! It is written in the Scriptures, 'You must worship the Lord your God and serve only him.'"

So the devil left Jesus, and angels came and took care of him.

---

## CLOSING BLESSING

Bless each child with strength to fight the good fight, to stand strong and defeat the Devil.



# Jesus Resists Satan's Temptations (2)

Matthew 4:1-11

## ① REVIEW

- See if any of the children can retell previous stories told.
- Who retold any previous stories to someone else? Let them share what happened.
- How did you respond to the Holy Spirit's leading from previous weeks?

## ② OPENING

When I get in trouble at home, it is because I ...

## ③ BACKGROUND →

## ④ TELL BIBLE STORY →

## ⑤ RETELL

**Story Review:** Go back through the Story by using questions, fill-ins and correcting wrong statements.

**Bible Story Relay:** Divide the children into teams. They run to a designated spot and back. When they return they have to shout out the next part of the story. Then the next person runs to the spot and back and shouts out the next part of the story till every team has retold the story.

## BACKGROUND

John the Baptist sees Jesus coming and says that He is the lamb of God who takes away everyone's sins. Jesus has John baptize him. When he does the Holy Spirit came upon him and there was a voice from Heaven that said, "This is my Son, whom I love, and I am very pleased with him." Then God had something important for Jesus to do.

## BIBLE STORY

Then the Spirit led Jesus into the desert to be tempted by the devil. Jesus fasted for forty days and nights. After this, he was very hungry. The devil came to Jesus to tempt him, saying, "If you are the Son of God, tell these rocks to become bread."

Jesus answered, "It is written in the Scriptures, 'A person lives not on bread alone, but by everything God says.'"

Then the devil led Jesus to the holy city of Jerusalem and put him on a high place of the Temple. The devil said, "If you are the Son of God, jump down, because it is written in the Scriptures:

"He has put his angels in charge of you. They will catch you in their hands so that you will not hit your foot on a rock." *Psalm 91:11-12*

## ⑥ DISCOVERY QUESTIONS

- Normally we talk about what we like in the Bible story. Today I want to ask you what you did not like in the story.
- Something I felt when I first heard the story was \_\_\_\_\_.
- Why do you think God put this story in the Bible? What do you think might have happened if Jesus gave in to one of the temptations?
- How do you think Jesus feels when we give in to temptations?
- How can we stand strong and not give in to the temptations? How do you think God helps us?

## ⑦ PERSONAL RESPONSE QUESTIONS

- What did you learn as to what it takes to be a follower of Jesus?
- Today I am going to live differently by \_\_\_\_\_.

## BIBLE STORY (Continued)

Jesus answered him, "It also says in the Scriptures, 'Do not test the Lord your God.'"

Then the devil led Jesus to the top of a very high mountain and showed him all the kingdoms of the world and all their splendor. The devil said, "If you will bow down and worship me, I will give you all these things."

Jesus said to the devil, "Go away from me, Satan! It is written in the Scriptures, 'You must worship the Lord your God and serve only him.'"

So the devil left Jesus, and angels came and took care of him.

---

## CLOSING BLESSING

Bless each child with a greater awareness of the Devil's schemes that we might not give in to his temptations.



# Don't be Anxious (1)

## Matthew 6:25-34

### ① REVIEW

- See if any of the children can retell previous stories told.
- Who retold any previous stories to someone else? Let them share what happened.
- How did you respond to the Holy Spirit's leading from previous weeks?

### ② OPENING

I get really worried when ...

### ③ BACKGROUND →

### ④ TELL BIBLE STORY →

### ⑤ RETELL

**Story Review:** Go back through the Story by using questions, fill-ins and correcting wrong statements.

**Rope Game:** Get a piece of rope that is 15 feet long and tie the ends together. Have the children get in a circle with everyone holding on to the rope. Start moving the rope in one direction. When you say "STOP," the person closest to the knot has to say the next part of the story. Continue doing this till the story is told.

### BACKGROUND

Jesus was always teaching people about the Kingdom of God; how we can know and follow God. There was one time when Jesus had a long teaching for everyone that was with him. It is sometimes called "The Sermon on the Mount" because they were on a mountainside when Jesus did this teaching.

### BIBLE STORY

"So I tell you, don't worry about the food or drink you need to live, or about the clothes you need for your body. Life is more than food, and the body is more than clothes. Look at the birds in the air. They don't plant or harvest or store food in barns, but your heavenly Father feeds them. And you know that you are worth much more than the birds. You cannot add any time to your life by worrying about it.

"And why do you worry about clothes? Look at how the lilies in the field grow. They don't work or make clothes for themselves. But I tell you that even Solomon with his riches was not dressed as beautifully as one of these flowers. God clothes the grass in the field, which is alive today but tomorrow is thrown into the fire.

## ⑥ DISCOVERY QUESTIONS

- What was different about today's story?
- What did you especially like about the story?
- What are the things in the story that Jesus is telling us not to worry about?
- What can we do when we feel anxious or nervous?
- How does God take care of our needs?
- How do you seek first God's Kingdom?
- What does this story tell you about Jesus?

## ⑦ PERSONAL RESPONSE QUESTIONS

- Who can you tell this story to this week?
- Because of what you learned today, how might you live differently to please Jesus?

## BIBLE STORY (Continued)

So you can be even more sure that God will clothe you. Don't have so little faith! Don't worry and say, 'What will we eat?' or 'What will we drink?' or 'What will we wear?' The people who don't know God keep trying to get these things, and your Father in heaven knows you need them. Seek first God's kingdom and what God wants.

Then all your other needs will be met as well. So don't worry about tomorrow, because tomorrow will have its own worries. Each day has enough trouble of its own.

---

## CLOSING BLESSING

Lord, we thank you that you provide for all our needs. Help us to seek You first and not those things that will not last forever.



# Don't be Anxious (2)

## Matthew 6:25-34

### ① REVIEW

- See if any of the children can retell previous stories told.
- Who retold any previous stories to someone else? Let them share what happened.
- How did you respond to the Holy Spirit's leading from previous weeks?

### ② OPENING

Something I am trusting God for is ...

### ③ BACKGROUND →

### ④ TELL BIBLE STORY →

### ⑤ RETELL

**Story Review:** Go back through the Story by using questions, fill-ins and correcting wrong statements.

**Who's Got the Star?** Make a star out of construction paper. Have the children sit in chairs in a circle. Instruct everyone to close their eyes. Place the star under someone's chair. When you have them open their eyes, whoever has the star under them can say the first part of the story. If the child can say it, have everyone close their eyes again and now he or she gets to place the star under someone else's chair. The activity is played until the story is told. Variation: A coin or other token could be used in the place of a star.

### BACKGROUND

Jesus wants everyone to know the love that the Father God has for them. He was always teaching the people about this and treating people with this kind of love. He went around teaching people how to trust God and follow Him. Here is part of one teaching that Jesus gave called The Sermon on the Mount.

### BIBLE STORY

“So I tell you, don't worry about the food or drink you need to live, or about the clothes you need for your body. Life is more than food, and the body is more than clothes. Look at the birds in the air. They don't plant or harvest or store food in barns, but your heavenly Father feeds them. And you know that you are worth much more than the birds. You cannot add any time to your life by worrying about it.

“And why do you worry about clothes? Look at how the lilies in the field grow. They don't work or make clothes for themselves. But I tell you that even Solomon with his riches was not dressed as beautifully as one of these flowers. God clothes the grass in the field, which is alive today but tomorrow is thrown into the fire.

## ⑥ DISCOVERY QUESTIONS

- The thing that stood out the most to me in this story is \_\_\_\_\_.
- I wonder what the people were thinking when they heard Jesus tell them these things.
- What things about tomorrow (or in the days to come) are you worried about?
- How do you think God wants to answer these things for you?
- I wonder why God put this story in the Bible?
- If you could solve any problem in the world, what would that be?

## ⑦ PERSONAL RESPONSE QUESTIONS

- Because of what I heard today, I want to \_\_\_\_\_.
- Who can you share this story with?

## BIBLE STORY (Continued)

So you can be even more sure that God will clothe you. Don't have so little faith! Don't worry and say, 'What will we eat?' or 'What will we drink?' or 'What will we wear?' The people who don't know God keep trying to get these things, and your Father in heaven knows you need them. Seek first God's kingdom and what God wants.


Then all your other needs will be met as well. So don't worry about tomorrow, because tomorrow will have its own worries. Each day has enough trouble of its own.

---

## CLOSING BLESSING

Thank you Lord that we are worth much more to You than other things You have created.





# Jesus: The Story of the Lost Son <sup>(1)</sup>

## Luke 15:11-24

### ① REVIEW

- See if any of the children can retell previous stories told.
- Who retold any previous stories to someone else? Let them share what happened.
- How did you respond to the Holy Spirit's leading from previous weeks?

### ② OPENING

Tell me something about your family.

### ③ BACKGROUND →

### ④ TELL BIBLE STORY →

### ⑤ RETELL

**Story Review:** Go back through the Story by using questions, fill-ins and correcting wrong statements.

**Group Poster:** If you have the materials, have the children work together on making a poster that can tell the Bible Story. Allow the children to retell the story by using what they drew on the poster.

### BACKGROUND

A parable is a story that teaches a lesson through the story. Jesus taught about the Kingdom of God through parables or stories. In this story, it is important to know that children never asked for the money that they would get after a parent passed away – that means you would want them dead. Also, the Jewish people never had anything to do with pigs.

### BIBLE STORY

Then Jesus said, "A man had two sons. The younger son said to his father, 'Give me my share of the property.' So the father divided the property between his two sons.

Then the younger son gathered up all that was his and traveled far away to another country. There he wasted his money in foolish living. After he had spent everything, a time came when there was no food anywhere in the country, and the son was poor and hungry.

So he got a job with one of the citizens there who sent the son into the fields to feed pigs.

The son was so hungry that he wanted to eat the pods the pigs were eating, but no one gave him anything. When he realized what he was doing, he thought, 'All of my father's servants have plenty of food.'

## ⑥ DISCOVERY QUESTIONS

- What caught your attention as you were listening to the story?
- I wonder why Jesus told this story. Who were the different characters and who do you think they are supposed to be like in real life?
- What choices did the younger son make in the story? What else could he have done? What choices did the father make? What else could he have done? What happened because of the choices they made?
- What feelings did the son have because of the choices he made?
- I can make better choices to \_\_\_\_\_ to please God.
- What are some good choices you have made? How about some bad ones?
- God put this story in the Bible so I would \_\_\_\_\_.
- This story tells me that God is \_\_\_\_\_.

## ⑦ PERSONAL RESPONSE QUESTIONS

- What is the Holy Spirit saying to you now?
- Who can you tell this story to this week?

## BIBLE STORY (Continued)

But I am here, almost dying with hunger. I will leave and return to my father and say to him, “Father, I have sinned against God and against you. I am no longer worthy to be called your son, but let me be like one of your servants.” So the son left and went to his father.

“While the son was still a long way off, his father saw him and felt sorry for his son. So the father ran to him and hugged and kissed him.

The son said, ‘Father, I have sinned against God and against you. I am no longer worthy to be called your son.’ But the father said to his servants, ‘Hurry! Bring the best clothes and put them on him.

Also, put a ring on his finger and sandals on his feet. And get our fat calf and kill it so we can have a feast and celebrate.

My son was dead, but now he is alive again! He was lost, but now he is found!’ So they began to celebrate.

---

## CLOSING BLESSING

Thank you Lord for the love You have for each of us. Thank you Lord that you welcome us back to You!



# Jesus: The Story of the Lost Son (2)

## Luke 15:11-24

### ① REVIEW

- See if any of the children can retell previous stories told.
- Who retold any previous stories to someone else? Let them share what happened.
- How did you respond to the Holy Spirit's leading from previous weeks?

### ② OPENING

What is your favorite story?

### ③ BACKGROUND →

### ④ TELL BIBLE STORY →

### ⑤ RETELL

**Story Review:** Go back through the Story by using questions, fill-ins and correcting wrong statements.

**Pantomime:** Divide the group into several smaller groups. Have one group act out the first part of the story without using words.

The other groups have to say what is happening. The next group has to act out the next part of the story and the remaining groups tell what is happening. Continue till the story is retold. You may remind the group acting out the story if they don't remember what the next part is.

### BACKGROUND

Jesus taught about the Kingdom of God through stories called parables. Jesus taught this parable because there were some people who were mad at Jesus because he did not just visit with the religious people; he was always with the sinners and tax collectors. They thought that was wrong which is why Jesus told this story.

### BIBLE STORY

Then Jesus said, "A man had two sons. The younger son said to his father, 'Give me my share of the property.' So the father divided the property between his two sons.

Then the younger son gathered up all that was his and traveled far away to another country. There he wasted his money in foolish living. After he had spent everything, a time came when there was no food anywhere in the country, and the son was poor and hungry.

So he got a job with one of the citizens there who sent the son into the fields to feed pigs.

The son was so hungry that he wanted to eat the pods the pigs were eating, but no one gave him anything. When he realized what he was doing, he thought, 'All of my father's servants have plenty of food.'

## ⑥ DISCOVERY QUESTIONS

- What did you like about today's Bible story?
- I wonder why Jesus told this story.
- What do you think it means to feel worthy?
- Do you feel worthy of God's love?
- What feelings do you think the father had throughout the story? How do you think this is like how God feels?
- One thing I can do to please God is \_\_\_\_\_.
- Why do you think God put this story in the Bible?

## ⑦ PERSONAL RESPONSE QUESTIONS

- This might be a good week to talk about God's salvation, His free gift to us, through the sending of His Son, Jesus. We all have been lost to God and need to come back to Him and receive His forgiveness and love. You may explain it in a culturally appropriate manner and coincides with what your church or ministry has agreed upon.
- After hearing the story today, I am going to live differently by \_\_\_\_\_.

## BIBLE STORY (Continued)

But I am here, almost dying with hunger. I will leave and return to my father and say to him, "Father, I have sinned against God and against you. I am no longer worthy to be called your son, but let me be like one of your servants." So the son left and went to his father.

"While the son was still a long way off, his father saw him and felt sorry for his son. So the father ran to him and hugged and kissed him.

The son said, 'Father, I have sinned against God and against you. I am no longer worthy to be called your son.' But the father said to his servants, 'Hurry! Bring the best clothes and put them on him.

Also, put a ring on his finger and sandals on his feet. And get our fat calf and kill it so we can have a feast and celebrate.

My son was dead, but now he is alive again! He was lost, but now he is found!' So they began to celebrate.

---

## CLOSING BLESSING

Thank you Lord that we are no longer lost but have been found by You!



# Jesus and Peter Walk on Water (1) Matthew 14:23-33

## ① REVIEW

- See if any of the children can retell previous stories told.
- Who retold any previous stories to someone else? Let them share what happened.
- How did you respond to the Holy Spirit's leading from previous weeks?

## ② OPENING

What is something you have done that has taken a lot of courage?

## ③ BACKGROUND →

## ④ TELL BIBLE STORY →

## ⑤ RETELL

**Story Review:** Go back through the Story by using questions, fill-ins and correcting wrong statements.

**Hand Motions:** Go back through the Bible story and have the group come up with different hand motions that would help them remember each part of the story. Keep going back through the story adding more hand motions until the story is retold.

## BACKGROUND

Just before our story, Jesus has been trying to get alone to pray with the Father. The crowds keep following him. Jesus has compassion on them, so he feeds them and heals many of their diseases.

## BIBLE STORY

After he had sent them away, he went by himself up into the hills to pray. It was late, and Jesus was there alone. By this time, the boat was already far away from land. It was being hit by waves, because the wind was blowing against it.

Between three and six o'clock in the morning, Jesus came to them, walking on the water. When his followers saw him walking on the water, they were afraid. They said, "It's a ghost!" and cried out in fear.

But Jesus quickly spoke to them, "Have courage! It is I. Do not be afraid."

Peter said, "Lord, if it is really you, then command me to come to you on the water."

Jesus said, "Come."

And Peter left the boat and walked on the water to Jesus. But when Peter saw the wind and the waves, he became afraid and began to sink. He shouted, "Lord, save me!"

## ⑥ DISCOVERY QUESTIONS

- What did you like about today's Bible story?
- I wonder what Peter was thinking when he asked Jesus to come join him by walking on the water.
- If you were Peter, what would you be feeling throughout the story?
- If you were to call out to Jesus for help, what would you ask for help?
- All the disciples worshipped Jesus at the end of the story. If you were one of the disciples, how would you worship Jesus? What would you say to him?
- A time that I felt really scared was when \_\_\_\_\_.
- Imagine Jesus is reaching out to help you out. How does that make you feel?

## ⑦ PERSONAL RESPONSE QUESTIONS

- What does this story tell us about Jesus?
- What do you think the Holy Spirit wants you to do with what you learned today?

## BIBLE STORY (Continued)

Immediately Jesus reached out his hand and caught Peter. Jesus said, "Your faith is small. Why did you doubt?"

After they got into the boat, the wind became calm. Then those who were in the boat worshiped Jesus and said, "Truly you are the Son of God!"

---

## CLOSING BLESSING

Bless us Lord with the courage to step out of the boat to be more like You!



# Jesus and Peter Walk on Water (2)

## Matthew 14:23-33

### ① REVIEW

- See if any of the children can retell previous stories told.
- Who retold any previous stories to someone else? Let them share what happened.
- How did you respond to the Holy Spirit's leading from previous weeks?

### ② OPENING

A time when I was really afraid was when ...

### ③ BACKGROUND →

### ④ TELL BIBLE STORY →

### ⑤ RETELL

**Story Review:** Go back through the Story by using questions, fill-ins and correcting wrong statements.

**Art Attack:** Use paper and coloring markers that are available. If the paper is big enough, have the children work on a poster that tells the story. If you only have single sheets, have each child draw a different part of the story or their favorite part of the story and share it with the class.

### BACKGROUND

A disciple is someone who is watching and listening to his teacher and copying all that he says and does. The disciples who followed Jesus were trying to be people just like Him.

### BIBLE STORY

After he had sent them away, he went by himself up into the hills to pray. It was late, and Jesus was there alone. By this time, the boat was already far away from land. It was being hit by waves, because the wind was blowing against it.

Between three and six o'clock in the morning, Jesus came to them, walking on the water. When his followers saw him walking on the water, they were afraid. They said, "It's a ghost!" and cried out in fear.

But Jesus quickly spoke to them, "Have courage! It is I. Do not be afraid."

Peter said, "Lord, if it is really you, then command me to come to you on the water."

Jesus said, "Come."

And Peter left the boat and walked on the water to Jesus. But when Peter saw the wind and the waves, he became afraid and began to sink. He shouted, "Lord, save me!"

## ⑥ DISCOVERY QUESTIONS

- Who were the different people in today's story?
- What choices did Peter make? How about the disciples and Jesus?
- What other choices could they have made? What happened because of the choices they made
- What are some hard choices you need to make?
- If you were one of the people in the story, who do you think you might be?
- Jesus did many miracles while he was here on the earth. Do you remember any of them? He told us we would do some of these same things and even more. Do you really think that is possible? Which ones would you want God to do through you?
- What does this story tell us about Jesus?

## ⑦ PERSONAL RESPONSE QUESTIONS

- How might you live differently because of what you learned today?
- I want to share this story with \_\_\_\_\_.

## BIBLE STORY (Continued)

Immediately Jesus reached out his hand and caught Peter. Jesus said, "Your faith is small. Why did you doubt?"

After they got into the boat, the wind became calm. Then those who were in the boat worshiped Jesus and said, "Truly you are the Son of God!"

---

## CLOSING BLESSING

Jesus, bless us with more faith to keep following You!





# Jesus Heals the Paralytic (1)

Luke 5:17-26

## ① REVIEW

- See if any of the children can retell previous stories told.
- Who retold any previous stories to someone else? Let them share what happened.
- How did you respond to the Holy Spirit's leading from previous weeks?

## ② OPENING

What is something that is really amazing?

## ③ BACKGROUND →

## ④ TELL BIBLE STORY →

## ⑤ RETELL

**Story Review:** Go back through the Story by using questions, fill-ins and correcting wrong statements.

**Act it Out:** Assign different characters of the story to each of the children. Let them practice before actually acting out the story. See if there are one or two children who want to be the person telling the story while the other children act it out.

## BACKGROUND

Jesus has been going to different places and teaching the people about the Kingdom of God. He has been performing all kinds of healings. A paralytic is someone who cannot walk.

## BIBLE STORY

One day as Jesus was teaching the people, the Pharisees and teachers of the law from every town were there.

The Lord was giving Jesus the power to heal people. Just then, some men were carrying on a mat a man who was paralyzed.

They tried to bring him in and put him down before Jesus. But because there were so many people there, they could not find a way in.

So they went up on the roof and lowered the man on his mat through the ceiling into the middle of the crowd right before Jesus.

Seeing their faith, Jesus said, "Friend, your sins are forgiven."

The Jewish teachers of the law and the Pharisees thought to themselves, "Who is this man who is speaking as if he were God? Only God can forgive sins."

## ⑥ DISCOVERY QUESTIONS

- What did you like about the story?
- Could you imagine being there while the man was being lowered down to Jesus? What do you see happening? What would your response have been?
- Imagine being one of the friends. Why would you bring your friend to Jesus? What are you hoping for?
- Imagine being the man who was crippled and could not walk and was now being lowered down through the roof on a mat and you end up in front of Jesus. What would you be thinking?
- I wonder why Jesus forgave his sins before he made him well?
- Who is someone you could bring before Jesus because they need to be healed?
- What stops you from believing that God would answer your prayers?
- What does this story tell us about Jesus?

## ⑦ PERSONAL RESPONSE QUESTIONS

- What does the story tell us about our trust in Jesus?
- What does God want you to do with what you learned today?

## BIBLE STORY (Continued)

But Jesus knew what they were thinking and said, “Why are you thinking these things? Which is easier: to say, ‘Your sins are forgiven,’ or to say, ‘Stand up and walk’?”

But I will prove to you that the Son of Man has authority on earth to forgive sins.” So Jesus said to the paralyzed man, “I tell you, stand up, take your mat, and go home.”

At once the man stood up before them, picked up his mat, and went home, praising God. All the people were fully amazed and began to praise God.

They were filled with much respect and said, “Today we have seen amazing things!”

---

## CLOSING BLESSING

Bless these children with eyes and hearts to see the people they can bring to You.



# Jesus Heals the Paralytic (2)

Luke 5:17-26

## ① REVIEW

- See if any of the children can retell previous stories told.
- Who retold any previous stories to someone else? Let them share what happened.
- How did you respond to the Holy Spirit's leading from previous weeks?

## ② OPENING

Share a time when you helped a friend do something.

## ③ BACKGROUND →

## ④ TELL BIBLE STORY →

## ⑤ RETELL

**Story Review:** Go back through the Story by using questions, fill-ins and correcting wrong statements.

**Group Poster:** If you have the materials, have the children work together on making a poster that can tell the Bible Story. Allow the children to retell the story by using what they drew on the poster.

## BACKGROUND

Jesus has been going to different places and teaching the people about the Kingdom of God. He has been performing all kinds of healings. A Pharisee is a religious leader of the Jewish people. They did not like it that Jesus was saying that he was the Son of God.

## BIBLE STORY

One day as Jesus was teaching the people, the Pharisees and teachers of the law from every town were there.

The Lord was giving Jesus the power to heal people. Just then, some men were carrying on a mat a man who was paralyzed.

They tried to bring him in and put him down before Jesus. But because there were so many people there, they could not find a way in.

So they went up on the roof and lowered the man on his mat through the ceiling into the middle of the crowd right before Jesus.

Seeing their faith, Jesus said, "Friend, your sins are forgiven."

The Jewish teachers of the law and the Pharisees thought to themselves, "Who is this man who is speaking as if he were God? Only God can forgive sins."

## ⑥ DISCOVERY QUESTIONS

- What did you like about today's Bible Story?
- Who are the different people in the story? If you could be one of the people, who would you want to be?
- What do you think stops people from coming to Jesus?
- What does this story tell us about trusting Jesus? What does it tell us about how God does miracles?
- Have you ever wondered if Jesus is too busy for you?
- If God could do a miracle for you or someone you really care about, it would be \_\_\_\_\_.

## ⑦ PERSONAL RESPONSE QUESTIONS

- What is the Holy Spirit wanting you to do with what you learned today?
- Who is someone you could tell this story to this week?

## BIBLE STORY (Continued)

But Jesus knew what they were thinking and said, "Why are you thinking these things? Which is easier: to say, 'Your sins are forgiven,' or to say, 'Stand up and walk'?"

But I will prove to you that the Son of Man has authority on earth to forgive sins." So Jesus said to the paralyzed man, "I tell you, stand up, take your mat, and go home."

At once the man stood up before them, picked up his mat, and went home, praising God. All the people were fully amazed and began to praise God.

They were filled with much respect and said, "Today we have seen amazing things!"

---

## CLOSING BLESSING

Bless us Lord that we would do whatever it would take to bring others to You.



# A Woman Anoints Jesus (1)

Luke 7:36-50

## ① REVIEW

- See if any of the children can retell previous stories told.
- Who retold any previous stories to someone else? Let them share what happened.
- How did you respond to the Holy Spirit's leading from previous weeks?

## ② OPENING

What is something special someone has done for you?

## ③ BACKGROUND →

## ④ TELL BIBLE STORY →

## ⑤ RETELL

**Story Review:** Go back through the Story by using questions, fill-ins and correcting wrong statements.

**Pantomime:** Divide the group into several smaller groups. Have one group act out the first part of the story without using words. The other groups have to say what is happening. The next group has to act out the next part of the story and the remaining groups tell what is happening. Continue till the story is retold. You may remind the group acting out the story if they don't remember what the next part is.

## BACKGROUND

You might remember that a Pharisee is a religious leader of the Jewish people. They did not like it that Jesus was saying that he was the Son of God. To anoint someone was to give them a special blessing.

## BIBLE STORY

One of the Pharisees asked Jesus to eat with him, so Jesus went into the Pharisee's house and sat at the table. A sinful woman in the town learned that Jesus was eating at the Pharisee's house.

So she brought an alabaster jar of perfume and stood behind Jesus at his feet, crying. She began to wash his feet with her tears, and she dried them with her hair, kissing them many times and rubbing them with the perfume.

When the Pharisee who asked Jesus to come to his house saw this, he thought to himself, "If Jesus were a prophet, he would know that the woman touching him is a sinner!"

Jesus said to the Pharisee, "Simon, I have something to say to you." Simon said, "Teacher, tell me."

Jesus said, "Two people owed money to the same banker. One owed five hundred coins and the other owed fifty.

## ⑥ DISCOVERY QUESTIONS

- What did you wonder about as the story was being told?
- What part of the story did you really like?
- I wonder what the woman did that was so wrong that Jesus told her she was forgiven.
- Something I want Jesus to forgive me for is \_\_\_\_\_.
- I wonder why Jesus would want to forgive me. (This might be a good time to explain how to become a Christ follower that is culturally relevant for your community.)
- Something I learned about God is \_\_\_\_\_. What difference will this make in how you love God and others?

## ⑦ PERSONAL RESPONSE QUESTIONS

- God wants you to be part of His story just like the woman was in today's Bible story. How do you think God wants you to have a part in His story?
- Who can you share this story with this week?

## BIBLE STORY (Continued)

They had no money to pay what they owed, but the banker told both of them they did not have to pay him. Which person will love the banker more?"

Simon, the Pharisee, answered, "I think it would be the one who owed him the most money."

Jesus said to Simon, "You are right." Then Jesus turned toward the woman and said to Simon, "Do you see this woman? When I came into your house, you gave me no water for my feet, but she washed my feet with her tears and dried them with her hair. You gave me no kiss of greeting, but she has been kissing my feet since I came in. You did not put oil on my head, but she poured perfume on my feet. I tell you that her many sins are forgiven, so she showed great love. But the person who is forgiven only a little will love only a little."

Then Jesus said to her, "Your sins are forgiven."

The people sitting at the table began to say among themselves, "Who is this who even forgives sins?" Jesus said to the woman, "Because you believed, you are saved from your sins. Go in peace."

---

## CLOSING BLESSING

Jesus, we desire to anoint You as Lord and Saviour.



# A Woman Anoints Jesus (2)

Luke 7:36-50

## ① REVIEW

- See if any of the children can retell previous stories told.
- Who retold any previous stories to someone else? Let them share what happened.
- How did you respond to the Holy Spirit's leading from previous weeks?

## ② OPENING

What is something special you have done for someone else?

## ③ BACKGROUND →

## ④ TELL BIBLE STORY →

## ⑤ RETELL

**Story Review:** Go back through the Story by using questions, fill-ins and correcting wrong statements.

**Rope Game:** Get a piece of rope that is 15 feet long and tie the ends together. Have the children get in a circle with everyone holding on to the rope. Start moving the rope in one direction. When you say "STOP," the person closest to the knot has to say the next part of the story. Continue doing this till the story is told.

## BACKGROUND

In Jesus' time it was wrong for to have someone touch you that was known to be living in sin. They have not repented and turned back to God. Also in this Bible Story, Jesus is going to tell a parable, which is a story that teaches us something.

## BIBLE STORY

One of the Pharisees asked Jesus to eat with him, so Jesus went into the Pharisee's house and sat at the table. A sinful woman in the town learned that Jesus was eating at the Pharisee's house.

So she brought an alabaster jar of perfume and stood behind Jesus at his feet, crying. She began to wash his feet with her tears, and she dried them with her hair, kissing them many times and rubbing them with the perfume.

When the Pharisee who asked Jesus to come to his house saw this, he thought to himself, "If Jesus were a prophet, he would know that the woman touching him is a sinner!"

Jesus said to the Pharisee, "Simon, I have something to say to you." Simon said, "Teacher, tell me."

Jesus said, "Two people owed money to the same banker. One owed five hundred coins and the other owed fifty.

## ⑥ DISCOVERY QUESTIONS

- What was the best part of the story for you?
- I wonder why the story doesn't tell us the name of the woman.
- How do you think the woman was feeling before she came to Jesus? How was she feeling when she left?
- I wonder how Jesus felt when the woman was pouring the perfume over his feet and she was crying.
- I wonder why God put this story in the Bible.
- If we are followers of Jesus, then God wants us to feel and behave like Jesus. Is there someone we need to respond to like Jesus responded to this woman?
- What does this story teach us about forgiveness?
- This might be a good week to talk about God's salvation, His free gift to us, through the sending of His Son, Jesus. Just as Jesus told the woman that her sins were forgiven, so our sins can be forgiven when we ask Jesus for that forgiveness. You may explain it in a culturally appropriate manner and coincides with what your church or ministry has agreed upon.

## ⑦ PERSONAL RESPONSE QUESTIONS

- What do you sense God wants you to do with what you learned today?
- I want to be more like Jesus by \_\_\_\_\_.

## BIBLE STORY (Continued)

They had no money to pay what they owed, but the banker told both of them they did not have to pay him. Which person will love the banker more?"

Simon, the Pharisee, answered, "I think it would be the one who owed him the most money."

Jesus said to Simon, "You are right." Then Jesus turned toward the woman and said to Simon, "Do you see this woman? When I came into your house, you gave me no water for my feet, but she washed my feet with her tears and dried them with her hair. You gave me no kiss of greeting, but she has been kissing my feet since I came in. You did not put oil on my head, but she poured perfume on my feet. I tell you that her many sins are forgiven, so she showed great love. But the person who is forgiven only a little will love only a little."

Then Jesus said to her, "Your sins are forgiven."

The people sitting at the table began to say among themselves, "Who is this who even forgives sins?" Jesus said to the woman, "Because you believed, you are saved from your sins. Go in peace."

---

## CLOSING BLESSING

Jesus, thank you for your forgiveness. We want to praise you and lift You up above all things.





# Peter Denies He Knows Jesus (1)

## Matthew 26:69-75

### ① REVIEW

- See if any of the children can retell previous stories told.
- Who retold any previous stories to someone else? Let them share what happened.
- How did you respond to the Holy Spirit's leading from previous weeks?

### ② OPENING

Share a time when you were really sad.

### ③ BACKGROUND →

### ④ TELL BIBLE STORY →

### ⑤ RETELL

**Story Review:** Go back through the Story by using questions, fill-ins and correcting wrong statements.

**Charades:** Without using words, the kids act out the different scenes while the audience has to guess which part of the story they are doing.

### BACKGROUND

Jesus has continued teaching people and telling them that he is the Messiah, the One God sent to save people. The religious leaders have Jesus arrested. The people are treating him very cruelly. Peter is one of Jesus' disciples, someone who had been following Jesus for 3 years.

### BIBLE STORY

At that time, as Peter was sitting in the courtyard, a servant girl came to him and said, "You also were with Jesus of Galilee."

But Peter said to all the people there that he was never with Jesus. He said, "I don't know what you are talking about."

When he left the courtyard and was at the gate, another girl saw him.

She said to the people there, "This man was with Jesus of Nazareth."

Again, Peter said he was never with him, saying, "I swear I don't know this man Jesus!"

A short time later, some people standing there went to Peter and said, "Surely you are one of those who followed Jesus. The way you talk shows it."

## ⑥ DISCOVERY QUESTIONS

- Who were the different people in the story?
- I wonder why Peter would say he did not know Jesus when he was such good friends with him.
- Have you ever been in a situation where you have said you did not know Jesus or you could have told someone about Jesus but you were afraid to?
- I wonder how Jesus felt when he knew that Peter was saying he did not know him.
- Have you ever felt alone or have your friends ignore you? How does it make you feel? It is no different for Jesus.

## ⑦ PERSONAL RESPONSE QUESTIONS

- I could let others know about my love for Jesus by \_\_\_\_\_.
- Who can you tell this story to this week?

## BIBLE STORY (Continued)

Then Peter began to place a curse on himself and swear, "I don't know the man." At once, a rooster crowed.

And Peter remembered what Jesus had told him: "Before the rooster crows, you will say three times that you don't know me." Then Peter went outside and cried painfully.

---

## CLOSING BLESSING

Lord, may we always to tell others how much You love us and we love You.



# Peter Denies He Knows Jesus (2)

## Matthew 26:69-75

### ① REVIEW

- See if any of the children can retell previous stories told.
- Who retold any previous stories to someone else? Let them share what happened.
- How did you respond to the Holy Spirit's leading from previous weeks?

### ② OPENING

Finish this sentence: One day I did something really stupid. I. ...

### ③ BACKGROUND →

### ④ TELL BIBLE STORY →

### ⑤ RETELL

**Story Review:** Go back through the Story by using questions, fill-ins and correcting wrong statements.

**Line Up:** Have the children get in line from shortest to tallest or youngest to oldest. The first person starts by sharing the first incident of the story. The second person tells the next thing that happened and so on till the story is retold.

### BACKGROUND

Jesus has continued teaching people and telling them that he is the Messiah, the One God sent to save people. The religious leaders have Jesus arrested. The people are treating him very cruelly. Peter is one of Jesus' disciples, someone who had been following Jesus for 3 years.

### BIBLE STORY

At that time, as Peter was sitting in the courtyard, a servant girl came to him and said, "You also were with Jesus of Galilee."

But Peter said to all the people there that he was never with Jesus. He said, "I don't know what you are talking about."

When he left the courtyard and was at the gate, another girl saw him.

She said to the people there, "This man was with Jesus of Nazareth."

Again, Peter said he was never with him, saying, "I swear I don't know this man Jesus!"

A short time later, some people standing there went to Peter and said, "Surely you are one of those who followed Jesus. The way you talk shows it."

## ⑥ DISCOVERY QUESTIONS

- What did you not like about today's story?
- What would it be like if different people kept saying the same thing about you and it is something you did not want them to know or say about you?
- I wonder why God put this story in the Bible.
- The story says that the people knew Peter was with Jesus because of how he spoke. I wonder what Peter said.
- How would people know you were with Jesus by the things you say?
- If I could tell Jesus one thing, it would be \_\_\_\_\_.

## ⑦ PERSONAL RESPONSE QUESTIONS

- What is something you would want to tell others about Jesus.
- This week, I believe the Holy Spirit wants me to \_\_\_\_\_.

## BIBLE STORY (Continued)

Then Peter began to place a curse on himself and swear, "I don't know the man." At once, a rooster crowed.

And Peter remembered what Jesus had told him: "Before the rooster crows, you will say three times that you don't know me." Then Peter went outside and cried painfully.

---

## CLOSING BLESSING

Lord, bless each child with boldness to keep proclaiming Jesus as King and Lord.



# The Fellowship of the First Believers

(1)

Acts 2:42-47

## ① REVIEW

- See if any of the children can retell previous stories told.
- Who retold any previous stories to someone else? Let them share what happened.
- How did you respond to the Holy Spirit's leading from previous weeks?

## ② OPENING

What I like about coming here is that ...

## ③ BACKGROUND →

## ④ TELL BIBLE STORY →

## ⑤ RETELL

**Story Review:** Go back through the Story by using questions, fill-ins and correcting wrong statements.

**Tingo Tingo Tango:** Have the children get into a circle. Pass an object around as you are saying "Tingo, Tingo, Tango." When you get to "Tango," whoever has the ball has to say the next part of the story. Vary the amount of time between the words so the children do not know who will be next.

## BACKGROUND

Jesus has been killed, buried and brought back to life. He came back and visited with the people for another 40 days before he went back to Heaven. He promised to send the Holy Spirit, which did come 10 days after he left. The disciples found that they were able to do the same things as Jesus did – just as He promised.

## BIBLE STORY

They spent their time learning the apostles' teaching, sharing, breaking bread, and praying together.

The apostles were doing many miracles and signs, and everyone felt great respect for God. All the believers were together and shared everything.

They would sell their land and the things they owned and then divide the money and give it to anyone who needed it.

The believers met together in the Temple every day. They ate together in their homes, happy to share their food with joyful hearts.

They praised God and were liked by all the people. Every day the Lord added those who were being saved to the group of believers.

## ⑥ DISCOVERY QUESTIONS

- What were some different things that people in the first church did with and for one another in the first church?
- What are some things we do together in our church or club?
- What are some things that are done differently today than back then?
- I wonder if there are some things that we don't do that maybe God would want us to do again.
- What are you thankful for that we do together when we meet?

## ⑦ PERSONAL RESPONSE QUESTIONS

- What do you believe God wants us to do more of like the first followers of Jesus?
- Who can you tell this story to this week?

## BIBLE STORY (Continued)

---

## CLOSING BLESSING

Help us Lord to love one another and help each other like the people did in our Bible story.



# The Fellowship of the First Believers

(2)

Acts 2:42-47

## ① REVIEW

- See if any of the children can retell previous stories told.
- Who retold any previous stories to someone else? Let them share what happened.
- How did you respond to the Holy Spirit's leading from previous weeks?

## ② OPENING

One way in which I can love like Jesus is to...

## ③ BACKGROUND →

## ④ TELL BIBLE STORY →

## ⑤ RETELL

**Story Review:** Go back through the Story by using questions, fill-ins and correcting wrong statements.

**Rope Game:** Get a piece of rope that is 15 feet long and tie the ends together. Have the children get in a circle with everyone holding on to the rope. Start moving the rope in one direction. When you say "STOP," the person closest to the knot has to say the next part of the story. Continue doing this till the story is told.

## BACKGROUND

Jesus has gone back to Heaven and the Holy Spirit has come to be inside the disciples. Peter has just told the people about Jesus and 3000 of them believed in Jesus and were baptized. How did the first Christians live?

## BIBLE STORY

They spent their time learning the apostles' teaching, sharing, breaking bread, and praying together.

The apostles were doing many miracles and signs, and everyone felt great respect for God. All the believers were together and shared everything.

They would sell their land and the things they owned and then divide the money and give it to anyone who needed it.

The believers met together in the Temple every day. They ate together in their homes, happy to share their food with joyful hearts.

They praised God and were liked by all the people. Every day the Lord added those who were being saved to the group of believers.

## ⑥ DISCOVERY QUESTIONS

- What did you like about this story and what the people did for one another?
- The people were happy to share with one another. Do you feel we are like that? In what ways could we share more and be happy about it?
- What choices did the people make? What else could they have done? What happened because they made these choices?
- If I was in the first church, I would want to \_\_\_\_\_.
- This would make me feel \_\_\_\_\_.

## ⑦ PERSONAL RESPONSE QUESTIONS

- In what ways do you wish our church or club would be more like what happened in this Bible story?
- I believe this week God wants me to \_\_\_\_\_.

## BIBLE STORY (Continued)

---

## CLOSING BLESSING

Lord, may we love people in our church so much that those outside the church would see this love and want to know You more.





# Peter Heals a Lame Man (1)

## Acts 3:1-10

### ① REVIEW

- See if any of the children can retell previous stories told.
- Who retold any previous stories to someone else? Let them share what happened.
- How did you respond to the Holy Spirit's leading from previous weeks?

### ② OPENING

What is something nice that you have done for someone else?

### ③ BACKGROUND →

### ④ TELL BIBLE STORY →

### ⑤ RETELL

**Story Review:** Go back through the Story by using questions, fill-ins and correcting wrong statements.

**Act it Out:** Assign different characters of the story to each of the children. Let them practice before actually acting out the story. See if there are one or two children who want to be the person telling the story while the other children act it out.

### BACKGROUND

Back in Jesus' time, the people went to the Temple every day at the same time. People, who were sick and could not work, would beg for money at the entrance to the Temple.

### BIBLE STORY

One day Peter and John went to the Temple at three o'clock, the time set each day for the afternoon prayer service.

There, at the Temple gate called Beautiful Gate, was a man who had been crippled all his life. Every day he was carried to this gate to beg for money from the people going into the Temple. The man saw Peter and John going into the Temple and asked them for money.

Peter and John looked straight at him and said, "Look at us!" The man looked at them, thinking they were going to give him some money. But Peter said, "I don't have any silver or gold, but I do have something else I can give you.

By the power of Jesus Christ from Nazareth, stand up and walk!" Then Peter took the man's right hand and lifted him up. Immediately the man's feet and ankles became strong. He jumped up, stood on his feet, and began to walk.

## ⑥ DISCOVERY QUESTIONS

- What did you like about today's story?
- What amazed you about what happened?
- Have you ever asked someone for one thing but got something else that was better?
- What choices did Peter make in this story? What else could he have done? What happened because of the choices he made? What might have happened if he made different choices?
- How do you respond when people ask you for something?
- How might God want us to respond differently when someone asks us for something?

## ⑦ PERSONAL RESPONSE QUESTIONS

- This story says that Peter and John went everyday at 3pm to pray. When do you find yourself praying to God? What do you pray about?
- I wonder how God might use me this week like He did with Peter and John.

## BIBLE STORY (Continued)

He went into the Temple with them, walking and jumping and praising God. All the people recognized him as the crippled man who always sat by the Beautiful Gate begging for money.

Now they saw this same man walking and praising God, and they were amazed. They wondered how this could happen.

---

## CLOSING BLESSING

Lord, may we be bold enough to step out in faith and allow you to do the miraculous through us.



# Peter Heals a Lame Man (2)

## Acts 3:1-10

### ① REVIEW

- See if any of the children can retell previous stories told.
- Who retold any previous stories to someone else? Let them share what happened.
- How did you respond to the Holy Spirit's leading from previous weeks?

### ② OPENING

Which would be hardest for you: not being able to walk or not being able to talk?

### ③ BACKGROUND →

### ④ TELL BIBLE STORY →

### ⑤ RETELL

**Story Review:** Go back through the Story by using questions, fill-ins and correcting wrong statements.

**Storybooks:** The story is retold by the child through pictures and/or words in a storybook. See additional appendix page on how the children can create one.

### BACKGROUND

So often we think that money is the most important thing to give someone who is begging. We are about to find that Peter gives a beggar something better.

### BIBLE STORY

One day Peter and John went to the Temple at three o'clock, the time set each day for the afternoon prayer service.

There, at the Temple gate called Beautiful Gate, was a man who had been crippled all his life. Every day he was carried to this gate to beg for money from the people going into the Temple. The man saw Peter and John going into the Temple and asked them for money.

Peter and John looked straight at him and said, "Look at us!" The man looked at them, thinking they were going to give him some money. But Peter said, "I don't have any silver or gold, but I do have something else I can give you.

By the power of Jesus Christ from Nazareth, stand up and walk!" Then Peter took the man's right hand and lifted him up. Immediately the man's feet and ankles became strong. He jumped up, stood on his feet, and began to walk.

## ⑥ DISCOVERY QUESTIONS

- What did you imagine as the story was being told?
- What was the best part of the story for you?
- I wonder why God put this story in the Bible.
- If God could work through me and do a miracle in someone's life, it would be \_\_\_\_\_.
- I wonder how the crippled man felt when Peter said he had no money but he could give him Jesus.
- You may not have a lot of money to give to others, but what has God given you that you can give?
- If you are a follower of Jesus like Peter and John were, you have the same Holy Spirit and power in you like they did. I wonder what God wants us to do with that power He has given us.
- It would be amazing if God would \_\_\_\_\_.

## ⑦ PERSONAL RESPONSE QUESTIONS

- From what I have learned today, I believe God wants me to \_\_\_\_\_.
- How many people do you want to tell this story to in this next week?

## BIBLE STORY (Continued)

He went into the Temple with them, walking and jumping and praising God. All the people recognized him as the crippled man who always sat by the Beautiful Gate begging for money.

Now they saw this same man walking and praising God, and they were amazed. They wondered how this could happen.

---

## CLOSING BLESSING

Lord, bless us with the expectation that You can do miraculous things through us.



# Peter Released from Jail by an Angel <sup>(1)</sup>

Acts 12:6-16

## ① REVIEW

- See if any of the children can retell previous stories told.
- Who retold any previous stories to someone else? Let them share what happened.
- How did you respond to the Holy Spirit's leading from previous weeks?

## ② OPENING

Share a dream you have had.

## ③ BACKGROUND →

## ④ TELL BIBLE STORY →

## ⑤ RETELL

**Story Review:** Go back through the Story by using questions, fill-ins and correcting wrong statements.

**Puppets:** Create simple puppets from things like socks, paper plates, paper cups, sticks, etc and retell the story using these characters.

## BACKGROUND

Though we can't see angels, the Bible says that they are sent by God to help those who will go to Heaven. During the time of our story, the Christians were being hurt and even killed because they believed in Jesus.

## BIBLE STORY

The night before Herod was to bring him to trial, Peter was sleeping between two soldiers, bound with two chains. Other soldiers were guarding the door of the jail.

Suddenly, an angel of the Lord stood there, and a light shined in the cell. The angel struck Peter on the side and woke him up. "Hurry! Get up!" the angel said. And the chains fell off Peter's hands. Then the angel told him, "Get dressed and put on your sandals." And Peter did.

Then the angel said, "Put on your coat and follow me." So Peter followed him out, but he did not know if what the angel was doing was real; he thought he might be seeing a vision.

They went past the first and second guards and came to the iron gate that separated them from the city. The gate opened by itself for them, and they went through it. When they had walked down one street, the angel suddenly left him.

## ⑥ DISCOVERY QUESTIONS

- What was your favorite part of the story today?
- Who were the different people in today's story?
- I wonder what it was like for them to be part of God's Story?
- As you were listening to the story, and you imagined being there, what did you see? What did you hear?
- How did the people in the story trust and follow God? I wonder how it made God feel when they did this?
- One way in which I can trust God more is by \_\_\_\_\_.

## ⑦ PERSONAL RESPONSE QUESTIONS

- What did you learn about God today? I learned today that God is \_\_\_\_\_.
- After listening to today's Bible Story, God wants me to \_\_\_\_\_.

## BIBLE STORY (Continued)

When he considered this, he went to the home of Mary, the mother of John Mark.

Many people were gathered there, praying. Peter knocked on the outside door, and a servant girl named Rhoda came to answer it. When she recognized Peter's voice, she was so happy she forgot to open the door. Instead, she ran inside and told the group, "Peter is at the door!"

They said to her, "You are crazy!" But she kept on saying it was true, so they said, "It must be Peter's angel."

Peter continued to knock, and when they opened the door, they saw him and were amazed.

---

## CLOSING BLESSING

Lord, give each of the ability to see how You are continually working in our lives.



# Peter Released from Jail by an Angel (2)

Acts 12:6-16

## ① REVIEW

- See if any of the children can retell previous stories told.
- Who retold any previous stories to someone else? Let them share what happened.
- How did you respond to the Holy Spirit's leading from previous weeks?

## ② OPENING

Share a time when you were really surprised by something or someone.

## ③ BACKGROUND →

## ④ TELL BIBLE STORY →

## ⑤ RETELL

**Story Review:** Go back through the Story by using questions, fill-ins and correcting wrong statements.

**Musical Chairs:** Put enough chairs in a circle for each person in your group except one. The chairs should be facing out. Everyone gets to sit in the chair except the one person remaining. When the music starts, the children start walking in a clockwise direction around the chairs. When you stop the music, everyone needs to find a chair. The person remaining has to say the next part of the story. Continue doing this until the story is retold.

## BACKGROUND

Peter is one of the first men to follow Jesus; he was one of the disciples. He gets thrown into jail because he won't stop telling people to believe in and follow Jesus. The other Christians are praying for him while he is in prison.

## BIBLE STORY

The night before Herod was to bring him to trial, Peter was sleeping between two soldiers, bound with two chains. Other soldiers were guarding the door of the jail.

Suddenly, an angel of the Lord stood there, and a light shined in the cell. The angel struck Peter on the side and woke him up. "Hurry! Get up!" the angel said. And the chains fell off Peter's hands. Then the angel told him, "Get dressed and put on your sandals." And Peter did.

Then the angel said, "Put on your coat and follow me." So Peter followed him out, but he did not know if what the angel was doing was real; he thought he might be seeing a vision.

They went past the first and second guards and came to the iron gate that separated them from the city. The gate opened by itself for them, and they went through it. When they had walked down one street, the angel suddenly left him.

## ⑥ DISCOVERY QUESTIONS

- The best part of the story for me was \_\_\_\_\_.
- I wonder what Peter was feeling when he got out of the prison and was on his way to Mary's house. What do you think it was like to be left at the door?
- If I was in Mary's house and I heard this story from Peter, I would think \_\_\_\_\_.
- How would you have responded if you were the one to come to the door when Peter was out there knocking?
- What does God want you to believe because of this story?

## ⑦ PERSONAL RESPONSE QUESTIONS

- Something I learned about how God works is that \_\_\_\_\_.
- God's story is continuing to happen through us. How might God want you to be part of His story?

## BIBLE STORY (Continued)

When he considered this, he went to the home of Mary, the mother of John Mark.

Many people were gathered there, praying. Peter knocked on the outside door, and a servant girl named Rhoda came to answer it. When she recognized Peter's voice, she was so happy she forgot to open the door. Instead, she ran inside and told the group, "Peter is at the door!"

They said to her, "You are crazy!" But she kept on saying it was true, so they said, "It must be Peter's angel."

Peter continued to knock, and when they opened the door, they saw him and were amazed.

---

## CLOSING BLESSING

Lord, remind us of the amazing ways in which you have worked in our lives.



# Retell Activities and Descriptions

***It is important to retell the Bible story after it's been told. So Children are engaged in the story and to help them in learning it well enough, so they can retell it to someone else.***

The retell activities should be fun and engage the children in the story. Listed below are various ways to retell a Bible story which engages children in different ways. One way not listed, if the children have Bibles, is to have them open them and re-read the story. This can also be done by someone reading the story and the leader asking sequential questions which everyone then answers by looking in the Bible.

## ■ ART

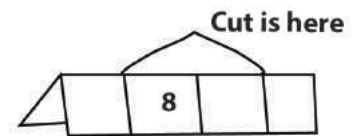
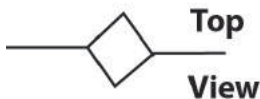
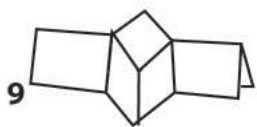
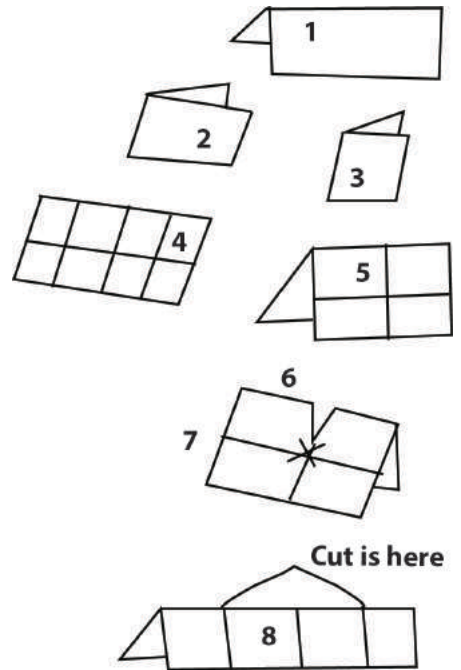
- **Drawing:** If you have the materials, have the children draw what they saw or what they liked best as the story was being told. Have each child share their pictures with the rest of the group. If there are different scenes from the story, have the children put them in the order that they occurred.
- **Group Poster:** If you have the materials, have the children work together on making a poster that can tell the Bible Story. Allow the children to retell the story by using what they drew on the poster.
- **Story Parts:** Give each child a certain scene of the story for them to draw. Have the children put the story in order by the drawings that have been made. The children can then retell the story by using the pictures they have drawn.
- **Art Attack:** Use paper and coloring markers that are available. if the paper is big enough, have the children work on a poster that tells the story. if you only have single sheets, have each child draw a different part of the story or their favorite part of the story and share it with the class.
- **Comic Strip:** Give each child a sheet of paper. Have them fold it in half, then fold that half again and then a third time. When you open the paper, there should be 8 boxes on the paper. For each scene or action in the Bible story, have each child draw a simple picture or object in each box in the order that it happens in the story. Let the children retell the story to a partner by using their comic strips.
- **Billboard:** Design a roadside billboard of the Bible story or how you see yourself connecting with it.
- **Pictionary:** Different parts of the story are randomly given out and each person needs to draw what they have been given until someone guesses what it is.
- **Graffiti Wall:** As a group, have the children write words or draw pictures which tell the story.
- **Tee Shirt Design:** Have each child design the front of a tee shirt that could tell the major parts of the story.
- **Logo Design:** If there could be just one picture, with no words, that would best tell the Bible story, what would that be? Have the children draw it. You can use this simple picture as a way of reviewing the different Bible stories in weeks to come.
- **Book Cover Design:** Children design and draw their own book cover with words and pictures that best capture the different parts of the Bible story.
- **Storybooks:** The story is retold by the child through pictures and/or words in a storybook. See additional appendix page on how the children can create one.

# How to Make Blank Books for Writing

*Here's a great technique for creating a blank book. Work with your child to make these folded little books. Once children master the fold-a-book technique, they will eagerly use it to create blank books (any size) for their own writing and illustrating purposes.*


## Fold-A-Book Instructions

1. Fold a rectangular sheet of paper in half lengthwise.  
(We sometimes call this the "hot dog" or horizontal fold.)
2. Fold in half again, as for book. Crease tightly.
3. Fold in half again. Crease tightly.
4. Unfold the sheet – hold it vertically (up and down)
5. Fold in half width-wise. (The "hamburger" fold.)
6. Cut along the center crease from the folded edge to the X.
7. Open the sheet again.
8. Return to the original lengthwise fold (as in #1).
9. Push the end sections together, and it will fold itself into the child-size Little Book. Four sections are formed.



## Cut-And-Staple Book Instructions

A sheet (or sheets) of paper are cut in half or thirds and stapled to form an 8, 12, or 16-page child-size Little Book.



# Retell Activities and Descriptions

## ■ DRAMA / ARTS

- **Act it Out:** Assign different characters of the story to each of the children. Let them practice before actually acting out the story. See if there are one or two children who want to be the person telling the story while the other children act it out.
- **Retell** through a character's eyes.
- **Create a Song:** Create a song that will retell the Bible Story. You might use a song that the children are very familiar with and then change the words so it retells the Bible story. They can create an original song or possibly a rap song.
- **Partners:** Have the children get into smaller groups of 2 to 3 children. Each child will take a turn retelling the story. If someone gets stuck and can't remember the next part, the others in the group can help them.
- **Hand Motions:** Go back through the Bible story and have the group come up with different hand motions that would help them remember each part of the story. Keep going back through the story adding more hand motions until the story is retold.
- **Pantomime:** Divide the group into several smaller groups. Have one group act out the first part of the story without using words. The other groups have to say what is happening. The next group has to act out the next part of the story and the remaining groups tell what is happening. Continue till the story is retold. You may remind the group acting out the story if they don't remember what the next part is.
- **Puppets:** Create simple puppets from things like socks, paper plates, paper cups, sticks, etc and retell the story using these characters.
- **Objects:** Give each group 3 different objects. The group needs to use the different objects in the retelling of the story. They can add other objects but they must at least use the 3 objects given to them.
- **Wire & Clay:** Use these or other available craft items to build and retell the Bible story.
- **Charades:** Without using words, the kids act out the different scenes while the audience has to guess which part of the story they are doing.
- **Sound Effects & Motions:** Re-read the Bible story and come up with different sound effects and/or motions for words or actions that repeat throughout the story.
- **Object(s) (ie: scarf, rope),** See how many times they can use the object to tell the story. Another way is to give each group 3 different objects and they have to use them in retelling the story.
- **Motions:** Use different motions to illustrate each segment of the story. You can assign one motion to each child or small group and they need to demonstrate their motion in the order in which it comes in the story.
- **Human Slide Show:** Find a big cloth to use as a curtain. Two children will can hold it up and then drop it when you tell them. Pick several children to be the characters in the story. For each story segment, while the curtain is up, have the children get into a position as though there were a picture or painting of that part of the story. They are to remain perfectly still and then have the cloth dropped so the rest of the group can see it. Each scene changes as you tell the story.
- **Dance:** Retell the story through a dance with or without music and words.
- **Top Ten:** Have the kids, either as a group or individually, write out the top ten events of the story.
- **Journals:** The children are given the opportunity to just quietly sit and journal what was in the story and what it meant to them.

# Retell Activities and Descriptions

## ■ GAMES I

- **Ball Game:** Several different games can be played with a ball. Have the children get in a circle. When you say “GO,” or start playing the music, the children pass the ball around the circle until you say “STOP” or stop the music. When that happens, the person who has the ball has to say the next part of the story. When you say “GO” or start the music, the children start passing the ball till you say “STOP.”
  - **Rope Game:** Get a piece of rope that is 15 feet long and tie the ends together. Have the children get in a circle with everyone holding on to the rope. Start moving the rope in one direction. When you say “STOP,” the person closest to the knot has to say the next part of the story. Continue doing this till the story is told.
  - **Movers & Shakers:** Tossing a ball from one person to another while the music is playing. When the music stops, the person holding the ball (or knot in the rope if you are using a long rope that the child are holding and moving around in a circle) has to say the next part of the verse in the way you specify. Some examples could be:
    - At a normal pace
    - In fast forward while jogging in place
    - In a whisper while tiptoeing
    - Shouting while marching
    - In slow motion while jogging in slow motion
    - In a normal voice while walking backward
  - **Musical Chairs:** Put enough chairs in a circle for each person in your group except one. The chairs should be facing out. Everyone gets to sit in the chair except the one person remaining. When the music starts, the children start walking in a clockwise direction around the chairs. When you stop the music, everyone needs to find a chair. The person remaining has to say the next part of the story. Continue doing this until the story is retold.
  - **Timing the Retell:** See if the group can retell the story in a specified amount of time.
  - **Tingo Tingo Tango:** Have the children get into a circle. Pass an object around as you are saying “Tingo, Tingo, Tango.” When you get to “Tango,” whoever has the object has to say the next part of the story. Vary the amount of time between the words so the children do not know who will be next.
  - **Line Up:** Have the children get in line from shortest to tallest or youngest to oldest. The first person starts by sharing the first incident of the story. The second person tells the next thing that happened and so on till the story is retold.
  - **Balloon or Ball Toss:** Have the children get into circles of about 8. Have them toss the balloon or ball from one to another either as the music is going or when you have said, “GO.” When you stop the music or say “STOP,” whoever has the balloon has to say the next part of the story. For some added fun, try adding a marble or small round pebble in the balloon before you inflate it.
  - **Balloon Pop “Surprise”:** You will need enough balloons per group as there are segments to the story. Before doing this activity, write out the different segments of the Bible story on slips of paper. Put one slip in each of the balloons. Blow up the balloon and tie it off. Have the children get in a circle with the balloons in the center. When you tell them, have the children sit on a balloon until it pops. The children then take the slip of paper in the balloon and put them in order of the storyline.
-

# Retell Activities and Descriptions

## ■ GAMES II

- **Whisperings:** Have the children sit in a circle. Whisper the first part of the story to one child. He or she will then whisper that phrase and the next part of the story to the next person and so on until the last person who will tell the story to the group.
- **Dice:** Each small group has one dice. The first person rolls the dice. If they get a “1” or “2” they can pass the dice to the next person and do not have to tell any part of the story. If they roll a “3” or “4” they have to tell the next part of the story. If they roll a “5” or “6” the dice goes back in reverse to the person who just had the dice and they have to tell the next part of the story
- **Story Cards:** Write or draw the different segments of the Bible story on separate sheets of paper. Give them to different children in the class and have the children get in order of the story line. You could also give them a certain amount of time to do it in or write out 2 or more copies of the story line and have several groups of children trying to be the first group to finish.
- **Sign Language:** Pretend as though you and the person you are trying to tell the story to are deaf. What would that look like?
- **Bible Story Relay:** Divide the children into teams. They run to a designated spot and back. When they return they have to shout out the next part of the story. Then the next person runs to the spot and back and shouts out the next part of the story till every team has retold the story.
- **Graffiti Style:** Write the different Bible story segments on the board in graffiti style (phrases jumbled). Ask one child to find the first phrase and draw an arrow to the next part of the story repeating both phrases. The next child draws an arrow connecting the second phrase to the third one and repeats all three. Continue until the Bible story is retold.
- **Hide and Seek:** Write phrases of the Bible Story on cards or strips of paper. Place them around the room. Send the children out to find them and as they do, they should gather in the front of the room and place themselves in the proper order. Have someone read and retell the story. You could also do this activity by not hiding the cards but randomly give the cards out to the children and have them get in the right order to read the story.
- **Story Chase:** Write each part of the story on small cards. Randomly tape one card on the back of each child. Have the children assemble the story on their own. They should line up so that each child can see the phrase in front of them. Have the children retell the story by reading the card on the person in front of them.
- **Who’s Got the Star?** Make a star out of construction paper. Have the children sit in chairs in a circle. Instruct everyone to close their eyes. Place the star under someone’s chair. When you have them open their eyes, whoever has the star under them can say the first part of the story. If the child can say it, have everyone close their eyes again and now he or she gets to place the star under someone else’s chair. The activity is played until the story is told. Variation: A coin or other token could be used in the place of a star.

# DISCOVER & RESPONSE QUESTIONS

## ◆ Discover Questions - Head (Facts)

*My goal is to understand the content of the story.  
What does the story say? What happened in the story?  
I want to KNOW God through His Word.*



- 
- a. What were you imagining as the story was being told? How did it make you feel?
  - b. Could you imagine being there? What did you hear/see/smell as the story was told?
  - c. What stood out to you in the story?
  - d. What was God/Jesus teaching them in this story?
  - e. Where in previous stories have we seen God do this?
  - f. Did you hear anything that reminded you of previous stories? What connections did you make?
  - g. Which of our other stories talks about \_\_\_\_\_ ?
  - h. Was there anything that was difficult or hard to understand?
  - i. How did the story describe God's/Jesus's relationship with people?
  - j. What did we learn about \_\_\_\_\_'s relationship with God/Jesus from this story?
  - k. How does God/Jesus respond to the people in the story? What does this show us?
  - l. How did God/Jesus respond when ... ?
  - m. How did people respond ... ?
  - n. How did God/Jesus ... ?
  - o. What was God/Jesus teaching or showing them in this event?
  - p. What is something you learned today about ...
    - God?
    - Jesus?
    - This story?
    - What it means to follow Jesus?
    - Yourself?
  - q. What have we learned about what God/Jesus is like?
  - r. What choices did the people make? What else could they have done? What happened because of the choices they made?
  - s. What changes in beliefs, behaviors, or attitudes did someone experience in the story?
  - t. What did you notice about God/Jesus/ \_\_\_\_\_ from the story?
  - u. What was \_\_\_\_\_ risking in order to follow God/Jesus?
  - v. How are the characters alike or different in the story?
  - w. In what ways is our situation like ... ?
-

# DISCOVER & RESPONSE QUESTIONS

## ◆ Discover Questions - Heart (Feelings)

*My goal is to connect emotionally and spiritually with the story, allowing the story to penetrate my heart. How does the story relate to my life?*

*Why is the story important? Why is it important to me?  
I want to LOVE God through His Word.*



- 
- a. What did you like about the story? Is there anything you didn't like?
  - b. What stood out to you in the story?
  - c. What do you think was the most important part of today's story?
  - d. What feelings did you have as you heard the story? How would you have felt if ... ?
  - e. What did you imagine as you were listening to the story?
  - f. What did you wonder about when the story was being told?
    - What kinds of emotions do you think ... ?
    - What feelings do you think motivated ... ?
    - What do you think it was like ... ?
  - g. What do you think was going on in \_\_\_\_\_'s heart and mind in this story?
  - h. What surprised you or amazed you about today's story?
  - i. Which character in today's story do you most relate to?
  - j. What do you feel is really important to God/Jesus? To the character?
  - k. In what ways are we also like \_\_\_\_\_? In what ways are we different?
  - l. After hearing the story, how might it change how you view yourself?
  - m. Has God ever used you ... ?
  - n. Why do you suppose ... ?
  - o. Why do you think God put this story in the Bible?
  - p. How do you feel about God/Jesus now?
  - q. What is something you never realized before today?
  - r. What is the most interesting thing you heard today?
  - s. How did this story challenge you or encourage you?
-

# DISCOVER & RESPONSE QUESTIONS

## ◆ Response Questions - Hands (Actions)



*My goal is to seek the guidance of the Holy Spirit to respond to and apply what I've learned from the story.*

*How should I apply the story to my life?*

*What does God want me, specifically, to do with what I have learned from the story?*

*I want to SERVE God by obeying what I've learned from His Word.*

- 
- a. What did you hear today that makes you think you ought to make a change in your life?
  - b. From what you learned today, what do you feel God/Jesus/the Holy Spirit is asking you to do?
  - c. What do you think God/Jesus/the Holy Spirit is saying to you?
  - d. What should you do differently because of today's story? What difference will this make in how you love and serve Him?
  - e. What did we learn about being a follower of Jesus from this story? How can you put this insight into practice this week?
  - f. How should we respond to God/Jesus today?
  - g. After hearing the story, how will you live differently?
  - h. Do you want to know God like this? Is there something happening right now in your life where God/Jesus/the Holy Spirit could help you?
  - i. Who can you share this story with this week?
  - j. How do you think God wants you to have a part in His story?



## KIDStory Lessons Years A-D

	Theme	Year A	Year B	Year C	Year D
1	Creation	God Creates Everything <i>Genesis 1:1, 3-5; 6-25(summarized); 26, 31; 2:1-3</i>	God Gives Adam and Eve the Garden of Eden <i>Gen. 1:27-30; 2:8-9, 15-17</i>	God Creates Adam <i>Genesis 2:4-8</i>	God Creates Eve <i>Genesis 2:18-25</i>
2	Fall/Sin	Adam and Eve: The First Sin <i>Genesis 3:1-7</i>	Adam and Eve Feel Shame <i>Genesis 3:7-13</i>	Adam and Eve: Consequences of the Fall <i>Genesis 3:16-21</i>	Cain Kills His Brother Abel <i>Genesis 4:1-7</i>
3	Genesis Stories	Noah Builds the Ark <i>Genesis 6:17-22</i>	Abraham: God's Covenant <i>Genesis 17:1-8</i>	Isaac Has Twins, Jacob and Esau <i>Genesis 25:27-34</i>	Joseph's Dreams and Colorful Coat <i>Genesis 37:3-8</i>
4		Noah: Animals Enter the Ark <i>Genesis 7:5-10</i>	Abraham Sends Away Hagar and Ishmael <i>Genesis 21:14-20</i>	Jacob Tricks His Father Isaac <i>Genesis 27:18-27a</i>	Joseph Sold Into Slavery <i>Genesis 37:18-28</i>
5		Noah: A Colorful Promise <i>Genesis 9:8-15</i>	Abraham's Son Isaac is Born <i>Genesis 21:1-7</i>	Moses: God Provides Food in the Wilderness <i>Exodus 16:15b-24</i>	Joseph Rules in Egypt <i>Genesis 41:37-42</i>
6		Language Confused, People Scattered <i>Genesis 11:1-9</i>	Abraham Gives Up Isaac <i>Genesis 22:9-18</i>	Moses: God Gives the Ten Commandments <i>Exodus 20:1-17</i>	Joseph Reveals Himself to His Family <i>Genesis 45:4-9</i>
7	Exodus Stories	Moses: A Baby in a Basket <i>Exodus 2:1-10</i>	Moses Tells Pharaoh, "Let My People Go!" <i>Exodus 7:14-10:29 (Summary)</i>	God Calls Out to Samuel <i>1 Samuel 3:1-10</i>	Moses: God's People Worship a Golden Calf <i>Exodus 32:1-14</i>
8		Moses and the Burning Bush <i>Exodus 3:1-12</i>	Moses: The Passover <i>Exodus 12:21-30</i>	King Saul Disobeys God <i>1 Samuel 15:17-23</i>	Moses: God's Tabernacle <i>Exodus 35-40 (Summary)</i>
9		Moses Crosses the Red Sea on Dry Ground <i>Exodus 14:21-31</i>	Moses: God Provides Water in the Wilderness <i>Exodus 17:1-6</i>	God Chooses David <i>1 Samuel 16:6-13a</i>	God Chooses Gideon <i>Judges 6:11-24a</i>
10	Historical Books	Spies to the Promised Land <i>Numbers 13:25-33</i>	Daniel is Faithful to God <i>Daniel 1:11-20</i>	David Defeats Goliath <i>1 Samuel 17:40-50</i>	Gideon Defeats the Enemy <i>Judges 7:2-7</i>

## KIDStory Lessons Years A-D

	Theme	Year A	Year B	Year C	Year D
11		Joshua: Jericho's Walls Fall Down <i>Joshua 6:8-16, 20</i>	Daniel's Friends Saved in the Furnace <i>Daniel 3:13-28</i>	David Brings Back the Ark  <i>2 Samuel 6:12-15</i>	Samson Loses His Strength  <i>Judges 16:15-20</i>
12		Elisha: Naaman is Healed <i>2 Kings 5:9-15</i>	Daniel in the Lion's Den  <i>Daniel 6:10-23</i>	Solomon Asks for Wisdom <i>1 Kings 3:5-14</i>	Jonah Preaches Repentance <i>Jonah 3:1-6, 10</i>
13	Prophet	Isaiah's Vision of God  <i>Isaiah 6:1-8</i>	Elijah and the False Prophets <i>1 Kings 18:25-39</i>	Elisha Helps a Poor Widow  <i>2 Kings 4:1-7</i>	Elisha Brings a Boy Back to Life <i>2 Kings 4:25-35</i>
14	Jesus' Birth and Childhood	Jesus' Birth: An Angel Comes to Mary <i>Luke 1:26-38</i>	Jesus' Birth: Shepherds Visit Him <i>Luke 2:8-20</i>	Jesus' Birth: Wise Men Bring Gifts <i>Matthew 2:8-12</i>	Jesus' Birth: Prophecy of Simeon <i>Luke 2:25-34a</i>
15	Jesus' Life	Jesus as a Boy <i>Luke 2:41-52</i>	Jesus is Baptized  <i>Matthew 3:13-17</i>	Jesus Resists Satan's Temptations <i>Matthew 4:1-11</i>	Jesus Chooses His First Disciples <i>Luke 5:1-11</i>
16	Teacher	Nicodemus Visits Jesus  <i>John 3:1-8, 16-17</i>	Jesus Washes the Disciples' Feet <i>John 13:3-15</i>	Jesus: Don't Be Anxious  <i>Matthew 6:25-34</i>	Jesus Asks, "Are You Wise or Foolish?" <i>Matthew 7:24-29</i>
17	Parable	Jesus: Story of the Lost Lamb <i>Luke 15:1-7</i>	Jesus Teaches on Treasures <i>Matthew 13:44-46</i>	Jesus: Story of the Lost Son  <i>Luke 15:11-24</i>	Jesus: Story of the Good Samaritan <i>Luke 10:25-37</i>
18	Miracle	Jesus Heals a Man Born Blind <i>John 9:1-11</i>	Jesus Stops the Raging Storm <i>Mark 4:35-41</i>	Jesus and Peter Walk on Water <i>Matthew 14:23-33</i>	Jesus Casts Out Demons  <i>Mark 5:1-13</i>
19	Healer	Jesus Heals Jairus' Daughter <i>Luke 8:49-56</i>	Jesus Heals Blind Bartimaeus <i>Mark 10:46-52</i>	Jesus Heals the Paralytic  <i>Luke 5:17-26</i>	Jesus Heals Ten Lepers  <i>Luke 17:11-19</i>
20	Interaction with a person	Zacchaeus Has to See Jesus <i>Luke 19:1-10</i>	Jesus Blesses the Children  <i>Mark 10:13-16</i>	A Woman Anoints Jesus  <i>Luke 7:36-50</i>	Jesus and the Rich Young Ruler <i>Mark 10:17-27</i>

## KIDStory Lessons Years A-D

	<b>Theme</b>	<b>Year A</b>	<b>Year B</b>	<b>Year C</b>	<b>Year D</b>
21	Death and Resurrection	Jesus Enters Jerusalem in Triumph <i>Luke 19:29b-41</i>	Jesus is Crucified <i>Mark 15:33-39</i>	Peter Denies He Knows Jesus <i>Matthew 26:69-75</i>	Jesus is Alive! <i>Luke 24:1-12</i>
22	Pentecost & Start of Church	Jesus Goes to Heaven <i>Acts 1:8-11; Luke 24:52-53</i>	God Releases the Holy Spirit on Pentecost <i>Acts 2:1-12</i>	The Fellowship of the First Believers <i>Acts 2:42-47</i>	Philip Tells the Ethiopian the Good News of Jesus <i>Acts 8:26-39</i>
23	Acts, Paul, John	Jesus Chooses Saul, His Persecutor <i>Acts 9:3-18</i>	Paul's Jailer Becomes a Follower of Christ <i>Acts 16:25-34</i>	Peter Heals a Lame Man <i>Acts 3:1-10</i>	God's People Need to Wear His Armor <i>Ephesians 6:10-18</i>
24		Tabitha Comes Back to Life <i>Acts 9:36-42</i>	Paul in Corinth <i>Acts 18:4-11</i>	Peter Released from Jail by an Angel <i>Acts 12:6-16</i>	The Apostle John's Dream about Heaven <i>Revelation 21:1-7</i>



[www.katw.net](http://www.katw.net)